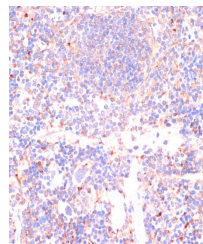


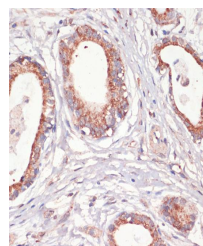
Product Datasheet

Caspase 3 antibody (orb536309)

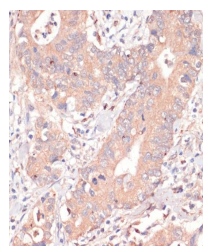
Description	Rabbit Polyclonal antibody to Caspase 3
Reactivity	Human, Mouse, Rat
Conjugation	Unconjugated
Tested Applications	ICC, IF, IHC, IP, WB
Immunogen	Recombinant fusion protein of human Caspase-3(NP_004337.2).
Preservatives	PBS with 0.01% thiomersal,50% glycerol,pH7.3.
Storage	Store at -20°C. Avoid freeze / thaw cycles.
Note	For research use only
Isotype	IgG
Clonality	Polyclonal
MW	17KDa/35KDa
Uniprot ID	P42574
Dilution Range	WB: 1:500-1:2000, IHC-P: 1:50-1:200, IF: 1:50-1:200, IP: 1:50-1:200
Expiration Date	12 months from date of receipt.



Immunohistochemical staining of mouse sp...



Immunohistochemical staining of human ga...



Immunohistochemical staining of human co...