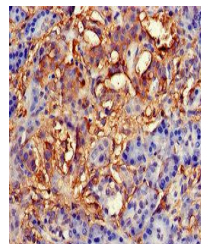


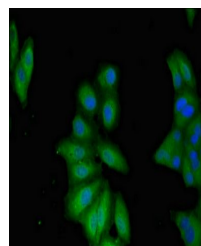
## Product Datasheet

### TNFAIP1 antibody (orb53435)

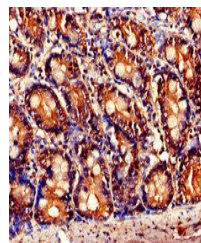
<b>Description</b>	TNFAIP1 antibody
<b>Species/Host</b>	Rabbit
<b>Reactivity</b>	Human
<b>Conjugation</b>	Unconjugated
<b>Tested Applications</b>	ELISA, IF, IHC
<b>Immunogen</b>	Recombinant Human BTB/POZ domain-containing adapter for CUL3-mediated RhoA degradation protein 2 protein (233-316AA)
<b>Target</b>	TNFAIP1
<b>Preservatives</b>	Preservative: 0.03% Proclin 300. Constituents: 50% Glycerol
<b>Form/Appearance</b>	Liquid
<b>Storage</b>	Upon receipt, store at -20°C or -80°C. Avoid repeated freeze.
<b>Note</b>	For research use only
<b>Isotype</b>	IgG
<b>Clonality</b>	Polyclonal
<b>Uniprot ID</b>	<a href="#">Q13829</a>
<b>Dilution Range</b>	IHC-P:1:20-200, IF:1:50-200
<b>Expiration Date</b>	12 months from date of receipt.



Immunohistochemistry of paraffin-embedde...



Immunofluorescent analysis of HeLa cells...



Immunohistochemistry of paraffin-embedde...