
Product Datasheet

Prohibitin Antibody / PHB (orb533837)

Description

This antibody recognizes a protein of 30kDa which is

Species/Host

Mouse

Reactivity

Human

Conjugation

Unconjugated

Tested Applications

IHC-P, WB

Immunogen

A recombinant human partial protein corresponding to amino acids 167-261 was used as the immunogen for the PHB antibody.

Preservatives

0.2 mg/ml in 1X PBS with 0.1 mg/ml rAlbumin (US sourced) and 0.05% sodium azide

Storage

Store the PHB antibody at 2-8°C (with azide) or aliquot and store at -20°C or colder (without azide).

Note

For research use only

Application notes

Optimal dilution of the PHB antibody should be determined by the researcher. 1. The prediluted format is supplied in a dropper bottle and is optimized for use in IHC. After epitope retrieval step (if required), drip mAb solution onto the tissue section and incubate at RT for 30 min.

Formula

0.2 mg/ml in 1X PBS with 0.1 mg/ml BSA (US sourced) and 0.05% sodium azide

Isotype

Mouse IgG1, kappa

Clonality

Monoclonal

Purity

Protein G affinity chromatography

Uniprot ID

[P35232](#)

Hazard Information

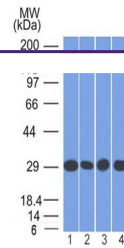
This PHB antibody is available for research use only.

Dilution Range

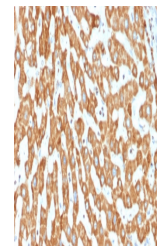
Western blot: 1-2ug/ml, Immunohistochemistry (FFPE): 1-2ug/ml for 30 min at RT

Expiration Date

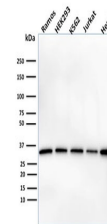
12 months from date of receipt.



Western blot testing of human 1) A549, 2...



IHC testing of FFPE human liver tissue
W...



Western blot testing of human cell lysat...