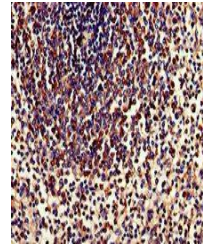


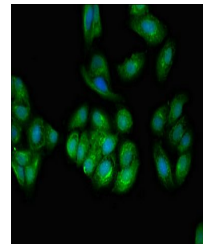
## Product Datasheet

### TPD52L2 antibody (orb53063)

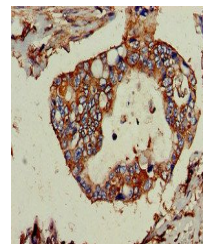
<b>Description</b>	TPD52L2 antibody
<b>Species/Host</b>	Rabbit
<b>Reactivity</b>	Human, Mouse
<b>Conjugation</b>	Unconjugated
<b>Tested Applications</b>	ELISA, IF, IHC, WB
<b>Immunogen</b>	Recombinant Human Tumor protein D54 protein (1-206AA)
<b>Target</b>	TPD52L2
<b>Preservatives</b>	Preservative: 0.03% Proclin 300. Constituents: 50% Glycerol
<b>Form/Appearance</b>	Liquid
<b>Storage</b>	Upon receipt, store at -20°C or -80°C. Avoid repeated freeze.
<b>Note</b>	For research use only
<b>Isotype</b>	IgG
<b>Clonality</b>	Polyclonal
<b>Uniprot ID</b>	<a href="#">O43399</a>
<b>Dilution Range</b>	WB:1:200-5000, IHC-P:1:20-200, IF:1:50-200
<b>Expiration Date</b>	12 months from date of receipt.



Immunohistochemical staining of human sp...



Immunofluorescence analysis of HepG2 cel...



Immunohistochemical staining of human pa...