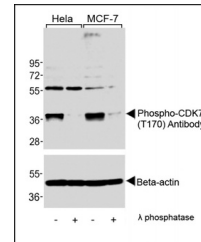


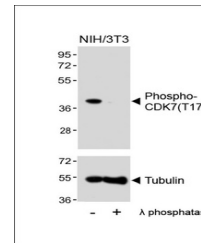
## Product Datasheet

### CDK7 (phospho-T170) antibody (orb527214)

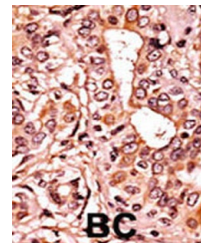
<b>Description</b>	Rabbit polyclonal antibody to CDK7 (phospho-T170)
<b>Species/Host</b>	Rabbit
<b>Reactivity</b>	Human, Mouse
<b>Conjugation</b>	Unconjugated
<b>Tested Applications</b>	DOT, IHC-P, WB
<b>Immunogen</b>	Synthetic Peptide
<b>Target</b>	CDK7
<b>Form/Appearance</b>	Purified polyclonal antibody supplied in PBS with 0.09% (W/V) sodium azide. This antibody is purified through a protein A column, followed by peptide affinity purification.
<b>Storage</b>	Maintain refrigerated at 2-8°C for up to 2 weeks. For long term storage store at -20°C in small aliquots to prevent freeze-thaw cycles
<b>Note</b>	For research use only
<b>Isotype</b>	Rabbit IgG
<b>Clonality</b>	Polyclonal
<b>MW</b>	39038
<b>Uniprot ID</b>	<a href="#">P50613</a>
<b>NCBI</b>	<a href="#">NP_001790.1</a>
<b>Dilution Range</b>	WB: 1:1000, DOT: 1:500, IHC-P: 1:50-100
<b>Expiration Date</b>	12 months from date of receipt.



Western blot analysis of extracts from H...



Western blot analysis of NIH/3T3 cell li...



Immunohistochemical analysis of human ca...