

---

## Product Datasheet

### Galectin 3/LGALS3 Antibody (monoclonal, 12B12) (orb527053)

**Description**

Galectin 3/LGALS3 Antibody (monoclonal, 12B12)


**Species/Host**

Mouse

**Reactivity**

Human, Mouse, Rat

**Conjugation**

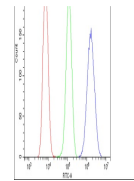
Unconjugated

**Tested Applications**

FC, ICC, IF, IHC, WB

**Immunogen**

E.coli-derived human Galectin 3 recombinant protein (Position: K139-I250). Human Galectin 3 shares 88% and 84% amino acid (aa) sequence identity with mouse and rat Galectin 3, respectively.



Flow Cytometry analysis of U20S cells us...

**Form/Appearance**

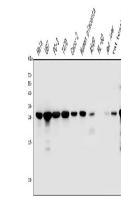
Lyophilized

**Concentration**

Adding 0.2 ml of distilled water will yield a concentration of 500 µg/ml.

**Storage**

Store at -20°C for one year from date of receipt. After reconstitution, at 4°C for one month. It can also be aliquotted and stored frozen at -20°C for six months. Avoid repeated freeze-thaw cycles.



WB analysis using anti-Galectin 3/LGALS3...

**Note**

For research use only

**Application notes**

Add 0.2ml of distilled water will yield a concentration of 500µg/ml.

**Isotype**

Mouse IgG2a

**Clonality**

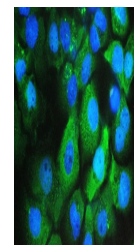
Monoclonal

**MW**

28 kDa

**Uniprot ID**
[P17931](#)
**Expiration Date**

12 months from date of receipt.



IF analysis of Galectin 3/LGALS3 using a...