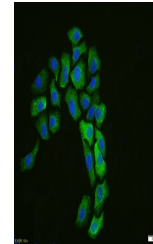


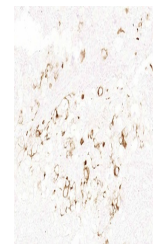
Product Datasheet

Cytokeratin 19 antibody (orb526644)

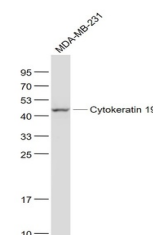
Description	Cytokeratin 19 antibody
Species/Host	Rabbit
Reactivity	Human
Conjugation	Unconjugated
Tested Applications	ICC, IHC-P, WB
Immunogen	Recombinant human Cytokeratin 19 protein, around C-terminal 100aa.
Target	Cytokeratin 19
Preservatives	0.01M TBS(pH7.4) with 1% rAlbumin, 0.03% Proclin300 and 50% Glycerol.
Form/Appearance	Liquid
Concentration	1mg/ml
Storage	Maintain refrigerated at 2-8°C for up to 2 weeks. For long term storage store at -20°C in small aliquots to prevent freeze-thaw cycles.
Note	For research use only
Isotype	IgG
Clonality	Recombinant
MW	44 kDa
Uniprot ID	P08727
Dilution Range	WB=1:2000-5000, IHC-P=1:50-200, ICC=1:100, IHC-F=1:50-200, IF=1:20-100
Expiration Date	12 months from date of receipt.



ICC analysis of HepG2 cell using Cytokeratin 19 antibody.



IHC-P analysis of human endometrial carcinoma tissue using Cytokeratin 19 antibody.



Western blot:MDA-MB-231(Human) Cell;Prim...