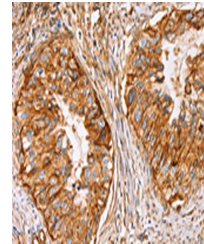


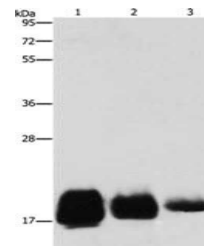
Product Datasheet

CD59 antibody (orb523948)

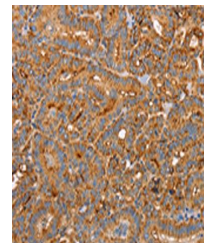
Description	CD59 antibody
Species/Host	Rabbit
Reactivity	Human
Conjugation	Unconjugated
Tested Applications	ELISA, IHC, WB
Immunogen	Synthetic peptide of Human CD59
Target	CD59
Preservatives	-20°C, pH7.4 PBS, 0.05% NaN ₃ , 40% Glycerol
Form/Appearance	Liquid
Storage	Upon receipt, store at -20°C or -80°C. Avoid repeated freeze.
Note	For research use only
Isotype	IgG
Clonality	Polyclonal
Uniprot ID	P13987
Dilution Range	ELISA:1:2000-1:10000, WB:1:500-1:2000, IHC-P:1:100-1:300
Expiration Date	12 months from date of receipt.



Immunohistochemistry of paraffin-embedde...



Western blot aanalysis of Lane 1-3: Huve...



Immunohistochemistry of paraffin-embedde...