

Product Datasheet

PAK3 Antibody (orb523314)

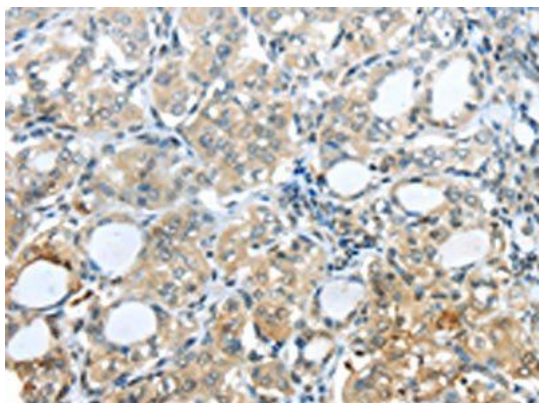
| | |
|----------------------------|---|
| Description | PAK3 Antibody |
| Species/Host | Rabbit |
| Reactivity | Human, Mouse, Rat |
| Conjugation | Unconjugated |
| Tested Applications | ELISA, IHC, WB |
| Immunogen | Synthetic peptide of Human PAK3 |
| Target | PAK3 |
| Preservatives | -20°C, pH7.4 PBS, 0.05% NaN ₃ , 40% Glycerol |
| Form/Appearance | Liquid |
| Storage | Maintain refrigerated at 2-8°C for up to 2 weeks. For long term storage store at -20°C in small aliquots to prevent freeze-thaw cycles. |
| Note | For research use only |
| Isotype | IgG |
| Clonality | Polyclonal |
| Uniprot ID | 075914 |
| Dilution Range | ELISA:1:1000-1:2000, WB:1:200-1:1000, IHC-P:1:20-1:100 |
| Expiration Date | 12 months from date of receipt. |

Biorbyt Ltd.

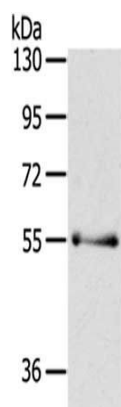
7 Signet Court, Swann's Road,
Cambridge, CB5 8LA, United Kingdom
Email: info@biorbyt.com, support@biorbyt.com
Phone: [+44 \(0\) 1223 859-353](tel:+44(0)1223859353) | Fax: [+1 \(415\) 651-8558](tel:+1(415)6518558)

Biorbyt LLC.

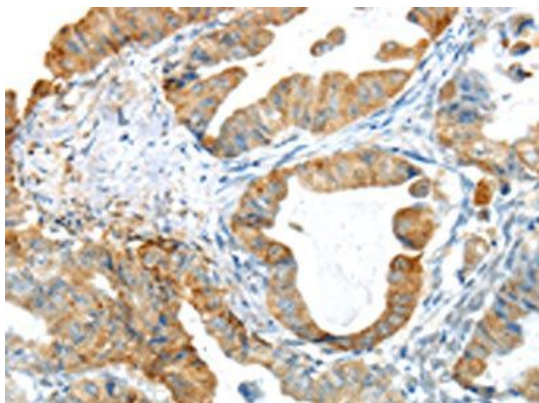
68 TW Alexander Drive,
Durham, NC, 27713, United States
Email: info@biorbyt.com, support@biorbyt.com
Phone: [+1 \(415\) 906-5211](tel:+1(415)9065211) | Fax: [+1 \(415\) 651-8558](tel:+1(415)6518558)



Immunohistochemistry of paraffin-embedded Human thyroid cancer tissue using PAK3 antibody



Western blot analysis of PAK3 antibody



Immunohistochemistry of paraffin-embedded Human esophagus cancer tissue using PAK3 antibody

Biorbyt Ltd.

7 Signet Court, Swann's Road,
Cambridge, CB5 8LA, United Kingdom
Email: info@biorbyt.com, support@biorbyt.com
Phone: [+44 \(0\) 1223 859-353](tel:+44(0)1223859353) | Fax: [+1 \(415\) 651-8558](tel:+1(415)6518558)

Biorbyt LLC.

68 TW Alexander Drive,
Durham, NC, 27713, United States
Email: info@biorbyt.com, support@biorbyt.com
Phone: [+1 \(415\) 906-5211](tel:+1(415)9065211) | Fax: [+1 \(415\) 651-8558](tel:+1(415)6518558)