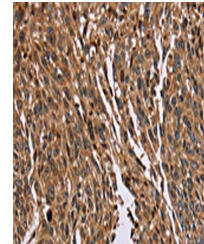


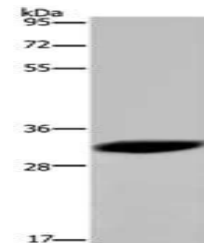
## Product Datasheet

### HMGN5 antibody (orb521296)

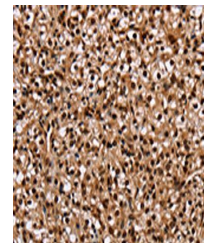
|                            |   |
|----------------------------|---|
| <b>Description</b>         | HMGN5 antibody  |
| <b>Species/Host</b>        | Rabbit  |
| <b>Reactivity</b>          | Human   |
| <b>Conjugation</b>         | Unconjugated  |
| <b>Tested Applications</b> | ELISA, IHC, WB  |
| <b>Immunogen</b>           | Fusion protein of Human HMGN5   |
| <b>Target</b>              | HMGN5   |
| <b>Preservatives</b>       | -20°C, pH7.4 PBS, 0.05% NaN <sub>3</sub> , 40% Glycerol   |
| <b>Form/Appearance</b>     | Liquid  |
| <b>Storage</b>             | Maintain refrigerated at 2-8°C for up to 2 weeks. For long term storage store at -20°C in small aliquots to prevent freeze-thaw cycles. |
| <b>Note</b>                | For research use only   |
| <b>Isotype</b>             | IgG   |
| <b>Clonality</b>           | Polyclonal  |
| <b>Uniprot ID</b>          | <b>P82970</b>   |
| <b>Dilution Range</b>      | ELISA:1:1000-1:2000, WB:1:200-1:1000, IHC-P:1:50-1:200  |
| <b>Expiration Date</b>     | 12 months from date of receipt.   |



Immunohistochemistry of paraffin-embedde...



Western blot aanalysis of 231 cellsusing...



Immunohistochemistry of paraffin-embedde...