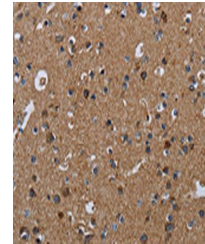


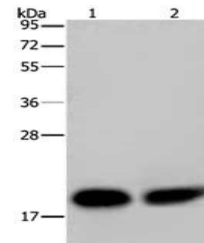
Product Datasheet

NDUFS4 antibody (orb521265)

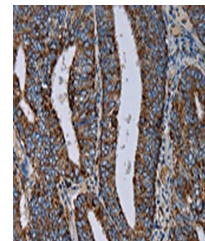
| | |
|----------------------------|--|
| Description | NDUFS4 antibody |
| Species/Host | Rabbit |
| Reactivity | Human, Mouse, Rat |
| Conjugation | Unconjugated |
| Tested Applications | ELISA, IHC, WB |
| Immunogen | Fusion protein of Human NDUFS4 |
| Target | NDUFS4 |
| Preservatives | -20°C, pH7.4 PBS, 0.05% NaN ₃ , 40% Glycerol |
| Form/Appearance | Liquid |
| Storage | Maintain refrigerated at 2-8°C for up to 2 weeks. For long term storage store at -20°C in small aliquots to prevent freeze-thaw cycles. |
| Note | For research use only |
| Isotype | IgG |
| Clonality | Polyclonal |
| Uniprot ID | O43181 |
| Dilution Range | ELISA:1:2000-1:5000, WB:1:500-1:2000, IHC-P:1:50-1:200 |
| Expiration Date | 12 months from date of receipt. |



Immunohistochemistry of paraffin-embedde...



Western blot aanalysis of Lane 1-2: Mous...



Immunohistochemistry of paraffin-embedde...