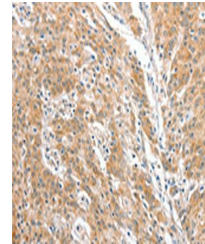


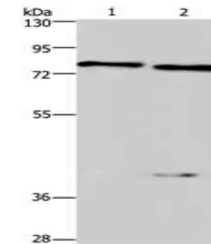
## Product Datasheet

### COL4A3BP antibody (orb520554)

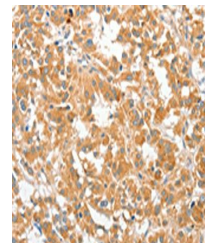
<b>Description</b>	COL4A3BP antibody
<b>Species/Host</b>	Rabbit
<b>Reactivity</b>	Human, Mouse
<b>Conjugation</b>	Unconjugated
<b>Tested Applications</b>	ELISA, IHC, WB
<b>Immunogen</b>	Fusion protein of Human COL4A3BP
<b>Target</b>	COL4A3BP
<b>Preservatives</b>	-20°C, pH7.4 PBS, 0.05% NaN <sub>3</sub> , 40% Glycerol
<b>Form/Appearance</b>	Liquid
<b>Storage</b>	Upon receipt, store at -20°C or -80°C. Avoid repeated freeze.
<b>Note</b>	For research use only
<b>Isotype</b>	IgG
<b>Clonality</b>	Polyclonal
<b>Uniprot ID</b>	<a href="#">Q9Y5P4</a>
<b>Dilution Range</b>	ELISA:1:2000-1:5000, WB:1:500-1:2000, IHC-P:1:100-1:300
<b>Expiration Date</b>	12 months from date of receipt.



Immunohistochemistry of paraffin-embedde...



Western blot aanalysis of Lane 1-2: Mous...



Immunohistochemistry of paraffin-embedde...