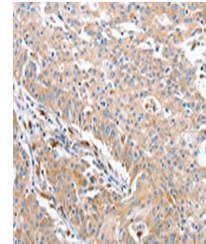


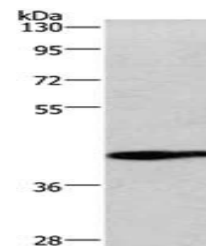
## Product Datasheet

### WNT3A antibody (orb520529)

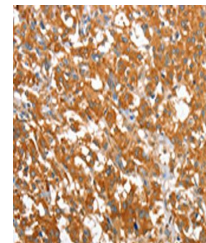
<b>Description</b>	WNT3A antibody
<b>Species/Host</b>	Rabbit
<b>Reactivity</b>	Human, Mouse
<b>Conjugation</b>	Unconjugated
<b>Tested Applications</b>	ELISA, IHC, WB
<b>Immunogen</b>	Fusion protein of Human WNT3A
<b>Target</b>	WNT3A
<b>Preservatives</b>	-20°C, pH7.4 PBS, 0.05% NaN <sub>3</sub> , 40% Glycerol
<b>Form/Appearance</b>	Liquid
<b>Storage</b>	Maintain refrigerated at 2-8°C for up to 2 weeks. For long term storage store at -20°C in small aliquots to prevent freeze-thaw cycles.
<b>Note</b>	For research use only
<b>Isotype</b>	IgG
<b>Clonality</b>	Polyclonal
<b>Uniprot ID</b>	<b>P56704</b>
<b>Dilution Range</b>	ELISA:1:1000-1:2000, WB:1:200-1:1000, IHC-P:1:50-1:200
<b>Expiration Date</b>	12 months from date of receipt.



Immunohistochemistry of paraffin-embedde...



Western blot aanalysis of Mouse lung tis...



Immunohistochemistry of paraffin-embedde...