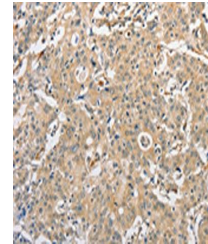


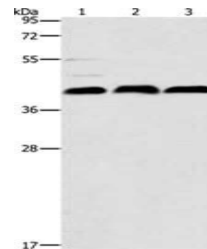
Product Datasheet

ATG3 antibody (orb519968)

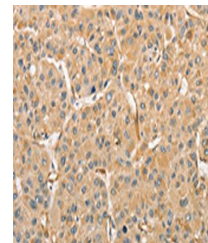
Description	ATG3 antibody
Species/Host	Rabbit
Reactivity	Human, Mouse, Rat
Conjugation	Unconjugated
Tested Applications	ELISA, IHC, WB
Immunogen	Fusion protein of Human ATG3
Target	ATG3
Preservatives	-20°C, pH7.4 PBS, 0.05% NaN ₃ , 40% Glycerol
Form/Appearance	Liquid
Storage	Maintain refrigerated at 2-8°C for up to 2 weeks. For long term storage store at -20°C in small aliquots to prevent freeze-thaw cycles.
Note	For research use only
Isotype	IgG
Clonality	Polyclonal
Uniprot ID	Q9NT62
Dilution Range	ELISA:1:2000-1:5000, WB:1:500-1:2000, IHC-P:1:25-1:100
Expiration Date	12 months from date of receipt.



Immunohistochemistry of paraffin-embedde...



Western blot aanalysis of Lane 1-3: K562...



Immunohistochemistry of paraffin-embedde...