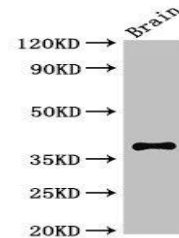


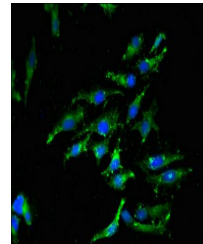
Product Datasheet

CASP12 antibody (orb51714)

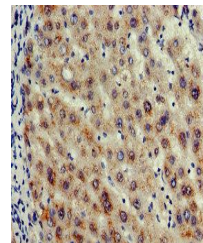
Description	CASP12 antibody
Species/Host	Rabbit
Reactivity	Human, Mouse
Conjugation	Unconjugated
Tested Applications	ELISA, IF, IHC, WB
Immunogen	Recombinant Human Inactive caspase-12 protein (61-282AA)
Target	CASP12
Preservatives	Preservative: 0.03% Proclin 300. Constituents: 50% Glycerol
Form/Appearance	Liquid
Storage	Upon receipt, store at -20°C or -80°C. Avoid repeated freeze.
Note	For research use only
Isotype	IgG
Clonality	Polyclonal
Uniprot ID	Q6UXS9
Dilution Range	WB:1:500-5000, IHC-P:1:20-200, IF:1:50-200
Expiration Date	12 months from date of receipt.



Western blot analysis of Mouse brain tis...



Immunofluorescence analysis of Hela cell...



Immunohistochemical staining of human li...