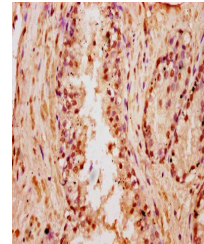



## Product Datasheet

### HIST1H3A (Ab-18) antibody (orb517064)


<b>Description</b>	HIST1H3A (Ab-18) antibody
<b>Species/Host</b>	Rabbit
<b>Reactivity</b>	Human, Rat
<b>Conjugation</b>	Unconjugated
<b>Tested Applications</b>	ELISA, IF, IHC, IP, WB
<b>Immunogen</b>	Peptide sequence around site of Lys (18) derived from Human Histone H3.1
<b>Target</b>	HIST1H3A
<b>Preservatives</b>	Preservative: 0.03% Proclin 300. Constituents: 50% Glycerol
<b>Form/Appearance</b>	Liquid
<b>Storage</b>	Maintain refrigerated at 2-8°C for up to 2 weeks. For long term storage store at -20°C in small aliquots to prevent freeze-thaw cycles.
<b>Note</b>	For research use only
<b>Isotype</b>	IgG
<b>Clonality</b>	Polyclonal
<b>Uniprot ID</b>	<b>P68431</b>
<b>Dilution Range</b>	WB:1:500-1:5000, IHC-P:1:1-1:10, IF:1:50-1:200, IP:1:200-1:2000
<b>Expiration Date</b>	12 months from date of receipt.



Immunohistochemistry of paraffin-embedde...



Western blot analysis of HeLa whole cel...



Immunoprecipitation analysis of HeLa who...