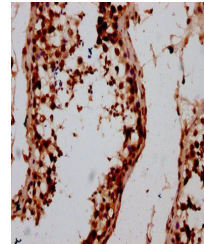



Product Datasheet

HIST1H2AG (Ab-5) antibody (orb517058)

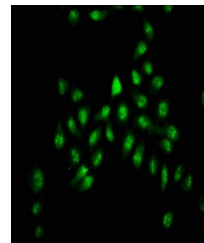
Description	HIST1H2AG (Ab-5) antibody
Species/Host	Rabbit
Reactivity	Human, Rat
Conjugation	Unconjugated
Tested Applications	ELISA, IF, IHC, WB
Immunogen	Peptide sequence around site of Lys (5) derived from Human Histone H2A type 1
Target	HIST1H2AG
Preservatives	Preservative: 0.03% Proclin 300. Constituents: 50% Glycerol
Form/Appearance	Liquid
Storage	Maintain refrigerated at 2-8°C for up to 2 weeks. For long term storage store at -20°C in small aliquots to prevent freeze-thaw cycles.
Note	For research use only
Isotype	IgG
Clonality	Polyclonal
Uniprot ID	POC0S8
Dilution Range	WB:1:500-1:5000, IHC-P:1:10-1:100, IF:1:50-1:200
Expiration Date	12 months from date of receipt.



Immunohistochemistry of paraffin-embedde...



Western blot analysis of HeLa whole cel...



Immunofluorescence staining of HeLa cell...