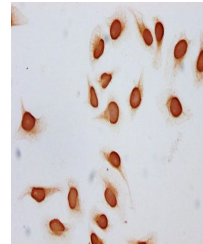


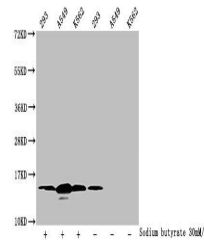
Product Datasheet

Acetyl-HIST1H2BC (K12) antibody (orb517007)

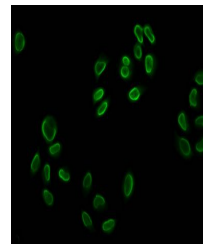
Description	Acetyl-HIST1H2BC (K12) antibody
Species/Host	Rabbit
Reactivity	Human
Conjugation	Unconjugated
Tested Applications	ELISA, ICC, IF, WB
Immunogen	Peptide sequence around site of Acetyl-Lys (12) derived from Human Histone H2B type 1-C/E/F/G/I
Target	HIST1H2BC
Preservatives	Preservative: 0.03% Proclin 300. Constituents: 50% Glycerol
Form/Appearance	Liquid
Storage	Maintain refrigerated at 2-8°C for up to 2 weeks. For long term storage store at -20°C in small aliquots to prevent freeze-thaw cycles.
Note	For research use only
Isotype	IgG
Clonality	Polyclonal
Uniprot ID	P62807
Dilution Range	WB:1:500-1:5000, ICC:1:200-1:500, IF:1:50-1:200
Expiration Date	12 months from date of receipt.



Immunocytochemistry analysis of HeLa cell...



Western blot analysis of 293 whole cell...



Immunofluorescence staining of HeLa cell...