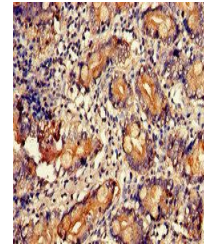


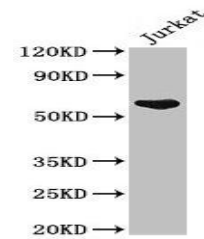
Product Datasheet

UAP1 antibody (orb51570)

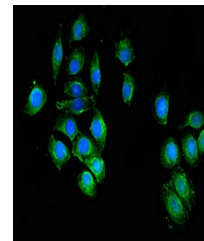
| | |
|----------------------------|---|
| Description | UAP1 antibody |
| Species/Host | Rabbit |
| Reactivity | Human |
| Conjugation | Unconjugated |
| Tested Applications | ELISA, IF, IHC, WB |
| Immunogen | Recombinant Human UDP-N-acetylhexosamine pyrophosphorylase protein (1-522AA) |
| Target | UAP1 |
| Preservatives | Preservative: 0.03% Proclin 300. Constituents: 50% Glycerol |
| Form/Appearance | Liquid |
| Storage | Maintain refrigerated at 2-8°C for up to 2 weeks. For long term storage store at -20°C in small aliquots to prevent freeze-thaw cycles. |
| Note | For research use only |
| Isotype | IgG |
| Clonality | Polyclonal |
| Uniprot ID | Q16222 |
| Dilution Range | WB:1:500-5000, IHC-P:1:20-200, IF:1:50-200 |
| Expiration Date | 12 months from date of receipt. |



Immunohistochemistry of paraffin-embedde...



Western blot analysis of HepG2 whole ce...



Immunofluorescent analysis of A549 cells...