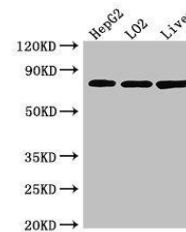


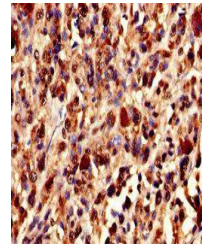
Product Datasheet

XRCC5 antibody (orb51146)

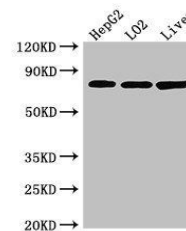
Description	XRCC5 antibody
Species/Host	Rabbit
Reactivity	Human
Conjugation	Unconjugated
Tested Applications	ELISA, IHC, IP, WB
Immunogen	Recombinant Human X-ray repair cross-complementing protein 5 protein (251-455AA)
Target	XRCC5
Preservatives	Preservative: 0.03% Proclin 300. Constituents: 50% Glycerol
Form/Appearance	Liquid
Storage	Maintain refrigerated at 2-8°C for up to 2 weeks. For long term storage store at -20°C in small aliquots to prevent freeze-thaw cycles.
Note	For research use only
Isotype	IgG
Clonality	Polyclonal
Uniprot ID	P13010
Dilution Range	WB:1:500-5000, IHC-P:1:20-200, IF:1:50-200, IP:1:200-2000
Expiration Date	12 months from date of receipt.



Western blot analysis of HepG2(lane 1), ...



Immunohistochemical staining of human me...



Western blot analysis of HepG2(lane 1), ...