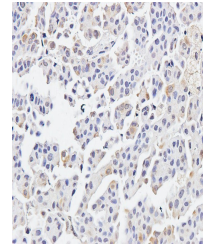


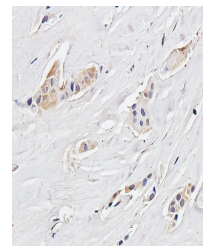
## Product Datasheet

### IRAK4 antibody (orb507568)

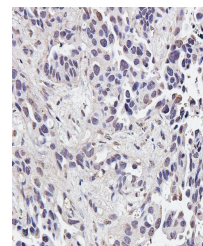
<b>Description</b>	IRAK4 antibody
<b>Species/Host</b>	Rabbit
<b>Reactivity</b>	Guinea pig, Human, Mouse, Rat
<b>Conjugation</b>	Unconjugated
<b>Tested Applications</b>	IHC-P, WB
<b>Immunogen</b>	KLH conjugated synthetic peptide derived from human IRAK4.
<b>Target</b>	IRAK4
<b>Form/Appearance</b>	10 mM PBS, 0.02% sodium azide
<b>Concentration</b>	- 100 µg (in 200 µl): 0.5 mg/ml- 200 µg (in 400 µl): 0.5 mg/ml
<b>Storage</b>	Store at 4°C for up to two weeks. For long term storage, aliquot and store at -20°C, avoid freeze/thaw cycles.
<b>Note</b>	For research use only
<b>Isotype</b>	IgG
<b>Clonality</b>	Polyclonal
<b>Purity</b>	Polyclonal antibodies are purified by peptide affinity chromatography
<b>MW</b>	51 kDa
<b>Uniprot ID</b>	<b>Q9NWZ3</b>
<b>Dilution Range</b>	WB: 1:100-500, IHC-P: 1: 100-600
<b>Expiration Date</b>	12 months from date of receipt.



IHC-P staining of human breast cancer ti...



Immunohistochemical staining of paraffin...



Immunohistochemical staining of paraffin...