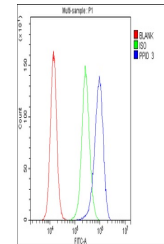


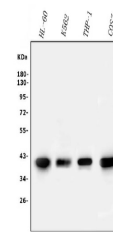
Product Datasheet

PPID Antibody (monoclonal, 5A6) (orb507559)

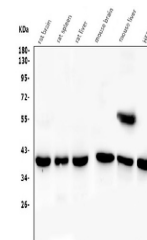
Description	PPID Antibody (monoclonal, 5A6)
Species/Host	Mouse
Reactivity	Human, Monkey, Mouse, Rat
Conjugation	Unconjugated
Tested Applications	FC, ICC, IF, IHC, WB
Immunogen	E. coli-derived human PPID recombinant protein (Position: N306-A370).
Form/Appearance	Lyophilized
Concentration	Adding 0.2 ml of distilled water will yield a concentration of 500 µg/ml.
Storage	Store at -20°C for one year from date of receipt. After reconstitution, at 4°C for one month. It can also be aliquotted and stored frozen at -20°C for six months. Avoid repeated freeze-thaw cycles.
Note	For research use only
Application notes	Western blot, 0.1-0.5µg/ml Immunohistochemistry (Paraffin-embedded Section), 0.5-1µg/ml Immunocytochemistry/Immunofluorescence, 5µg/ml Flow Cytometry, 1-3µg/1x10 ⁶ cells
Isotype	Mouse IgG1
Clonality	Monoclonal
MW	41 kDa
Uniprot ID	Q08752
Expiration Date	12 months from date of receipt.



Flow Cytometry analysis of A431 cells us...



WB analysis of PPID using anti-PPID anti...



WB analysis of PPID using anti-PPID anti...