

Product Datasheet

PCNA Mouse Monoclonal Antibody (Nuclear Loading Control) (orb500831)

Description	PCNA Mouse Monoclonal Antibody (Nuclear Loading Control)
Species/Host	Mouse
Reactivity	Human, Mouse, Rat
Conjugation	Unconjugated
Tested Applications	FC, IF, IHC-Fr, IHC-P, WB
Immunogen	KLH conjugated synthetic peptide derived from human PCNA
Target	PCNA
Preservatives	0.01M TBS (pH7.4) with 1% rAlbumin, 0.02% Proclin300 and 50% Glycerol.
Form/Appearance	Liquid
Concentration	1mg/ml
Storage	Maintain refrigerated at 2-8°C for up to 2 weeks. For long term storage store at -20°C in small aliquots to prevent freeze-thaw cycles.
Note	For research use only
Isotype	IgG
Clonality	Monoclonal
Clone Number	10E9
MW	29 kDa
Dilution Range	WB=1:500-5000, IHC-P=1:100-500, IHC-F=1:100-500, IF=1:100-500, Flow-Cyt=1:50

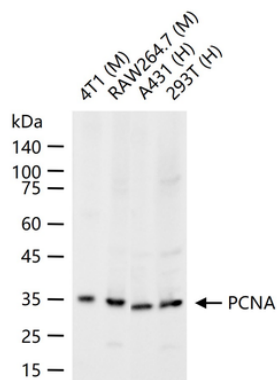
Biorbyt Ltd.

7 Signet Court, Swann's Road,
Cambridge, CB5 8LA, United Kingdom
Email: info@biorbyt.com, support@biorbyt.com
Phone: [+44 \(0\) 1223 859-353](tel:+44(0)1223859353) | Fax: [+1 \(415\) 651-8558](tel:+1(415)6518558)

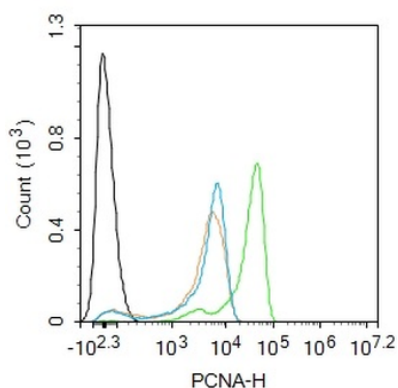
Biorbyt LLC.

68 TW Alexander Drive,
Durham, NC, 27713, United States
Email: info@biorbyt.com, support@biorbyt.com
Phone: [+1 \(415\) 906-5211](tel:+1(415)9065211) | Fax: [+1 \(415\) 651-8558](tel:+1(415)6518558)

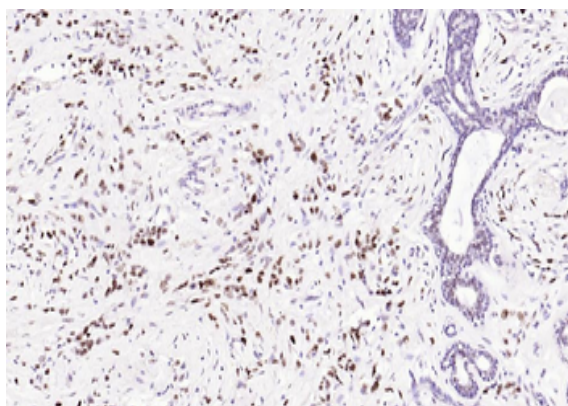
Expiration Date 12 months from date of receipt.



25 ug total protein per lane of various lysates probed with PCNA monoclonal antibody, unconjugated (orb500831) at 1:1000 dilution and 4°C overnight incubation. Followed by conjugated secondary antibody incubation at r.t. for 60 min.



Blank control: Jurkat. Primary Antibody (green line): Mouse Anti-PCNA antibody (orb500831), dilution: 1:50, Secondary Antibody: Goat anti-mouse IgG-FITC, dilution: 0.5 ug/Test. Protocol, The cells were fixed with 4% PFA (10 min at room temperature) and then permeabilized with 90% ice-cold methanol for 20 min at -20°C. The cells were then incubated in 5% BSA to block non-specific protein-protein interactions for 30 min at room temperature. Cells stained with Primary Antibody for 30 min at room temperature. The secondary antibody used for 40 min at room temperature. Acquisition of 20000 events was performed.



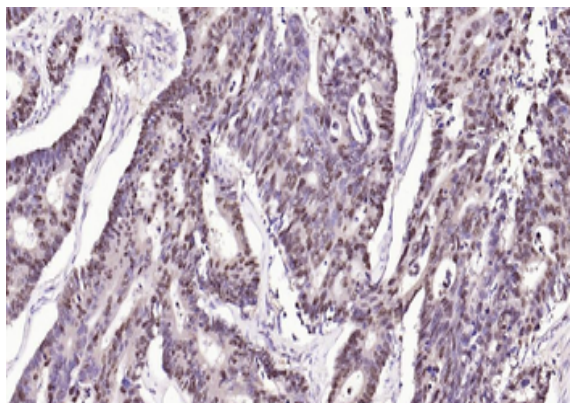
Paraformaldehyde-fixed, paraffin embedded Human Breast Cancer Antigen retrieval by boiling in sodium citrate buffer (pH6.0) for 15 min, Antibody incubation with PCNA (Nuclear Loading Control) Monoclonal Antibody, Unconjugated (orb500831) at 1:200 overnight at 4°C, followed by conjugation to the SP Kit (Mouse) and DAB staining.

Biorbyt Ltd.

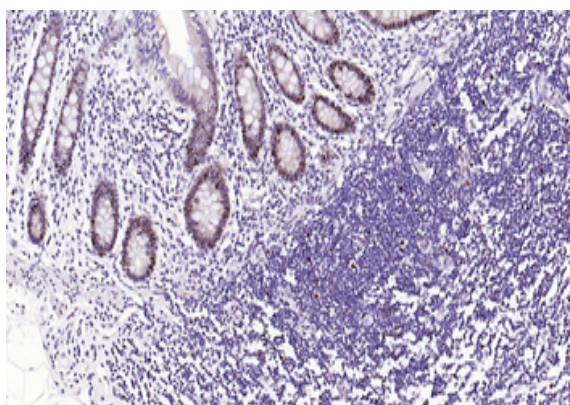
7 Signet Court, Swann's Road,
Cambridge, CB5 8LA, United Kingdom
Email: info@biorbyt.com, support@biorbyt.com
Phone: [+44 \(0\) 1223 859-353](tel:+44(0)1223859353) | Fax: [+1 \(415\) 651-8558](tel:+1(415)6518558)

Biorbyt LLC.

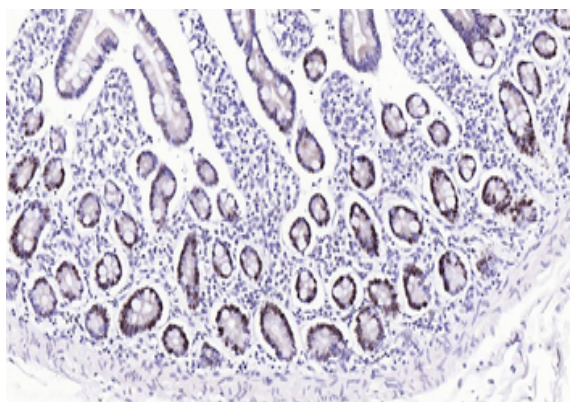
68 TW Alexander Drive,
Durham, NC, 27713, United States
Email: info@biorbyt.com, support@biorbyt.com
Phone: [+1 \(415\) 906-5211](tel:+1(415)9065211) | Fax: [+1 \(415\) 651-8558](tel:+1(415)6518558)



Paraformaldehyde-fixed, paraffin embedded Human Colon Cancer, Antigen retrieval by boiling in sodium citrate buffer (pH6.0) for 15 min, Antibody incubation with PCNA (Nuclear Loading Control) Monoclonal Antibody, Unconjugated (orb500831) at 1:200 overnight at 4°C, followed by conjugation to the SP Kit (Mouse) and DAB staining.



Paraformaldehyde-fixed, paraffin embedded Human Colon, Antigen retrieval by boiling in sodium citrate buffer (pH6.0) for 15 min, Antibody incubation with PCNA (Nuclear Loading Control) Monoclonal Antibody, Unconjugated (orb500831) at 1:200 overnight at 4°C, followed by conjugation to the SP Kit (Mouse) and DAB staining.



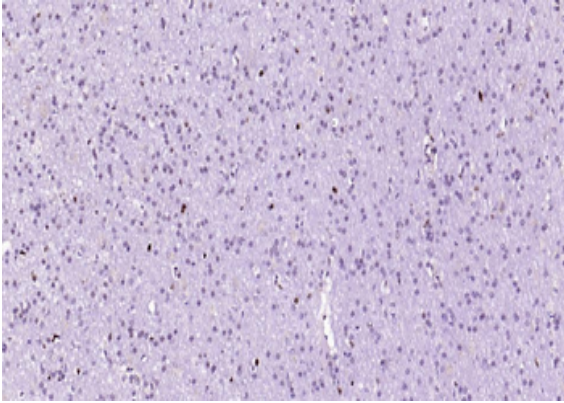
Paraformaldehyde-fixed, paraffin embedded Human Duodenum, Antigen retrieval by boiling in sodium citrate buffer (pH6.0) for 15 min, Antibody incubation with PCNA (Nuclear Loading Control) Monoclonal Antibody, Unconjugated (orb500831) at 1:200 overnight at 4°C, followed by conjugation to the SP Kit (Mouse) and DAB staining.

Biorbyt Ltd.

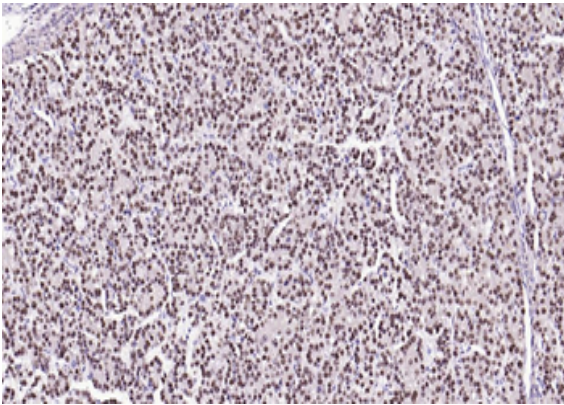
7 Signet Court, Swann's Road,
Cambridge, CB5 8LA, United Kingdom
Email: info@biorbyt.com, support@biorbyt.com
Phone: [+44 \(0\) 1223 859-353](tel:+44(0)1223859353) | Fax: [+1 \(415\) 651-8558](tel:+1(415)6518558)

Biorbyt LLC.

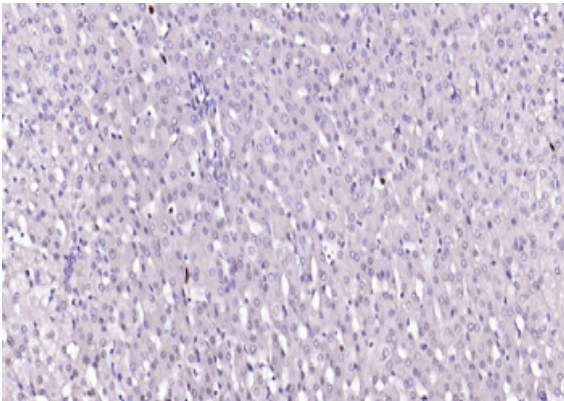
68 TW Alexander Drive,
Durham, NC, 27713, United States
Email: info@biorbyt.com, support@biorbyt.com
Phone: [+1 \(415\) 906-5211](tel:+1(415)9065211) | Fax: [+1 \(415\) 651-8558](tel:+1(415)6518558)



Paraformaldehyde-fixed, paraffin embedded Human Glioma, Antigen retrieval by boiling in sodium citrate buffer (pH6.0) for 15 min, Antibody incubation with PCNA (Nuclear Loading Control) Monoclonal Antibody, Unconjugated (orb500831) at 1:200 overnight at 4°C, followed by conjugation to the SP Kit (Mouse) and DAB staining.



Paraformaldehyde-fixed, paraffin embedded Human Liver Cancer, Antigen retrieval by boiling in sodium citrate buffer (pH6.0) for 15 min, Antibody incubation with PCNA (Nuclear Loading Control) Monoclonal Antibody, Unconjugated (orb500831) at 1:200 overnight at 4°C, followed by conjugation to the SP Kit (Mouse) and DAB staining.



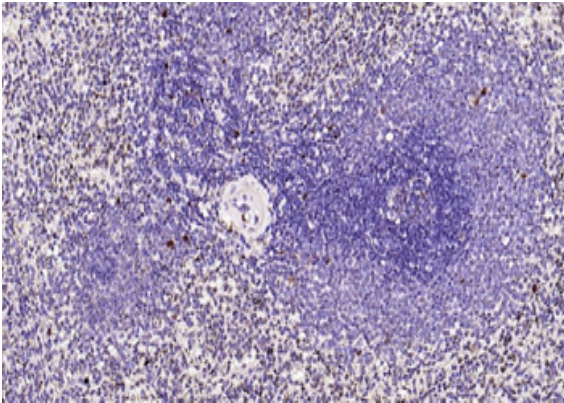
Paraformaldehyde-fixed, paraffin embedded Human Liver, Antigen retrieval by boiling in sodium citrate buffer (pH6.0) for 15 min, Antibody incubation with PCNA (Nuclear Loading Control) Monoclonal Antibody, Unconjugated (orb500831) at 1:200 overnight at 4°C, followed by conjugation to the SP Kit (Mouse) and DAB staining.

Biorbyt Ltd.

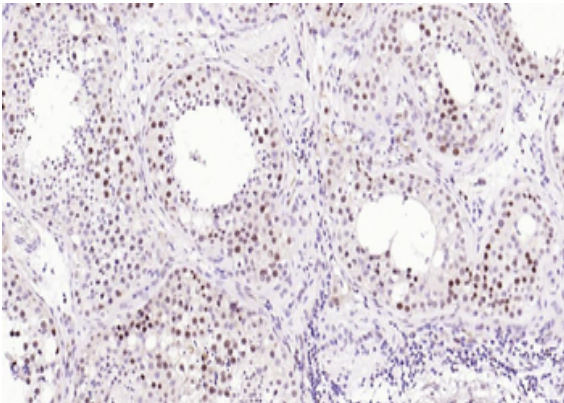
7 Signet Court, Swann's Road,
Cambridge, CB5 8LA, United Kingdom
Email: info@biorbyt.com, support@biorbyt.com
Phone: [+44 \(0\) 1223 859-353](tel:+44(0)1223859353) | Fax: [+1 \(415\) 651-8558](tel:+1(415)6518558)

Biorbyt LLC.

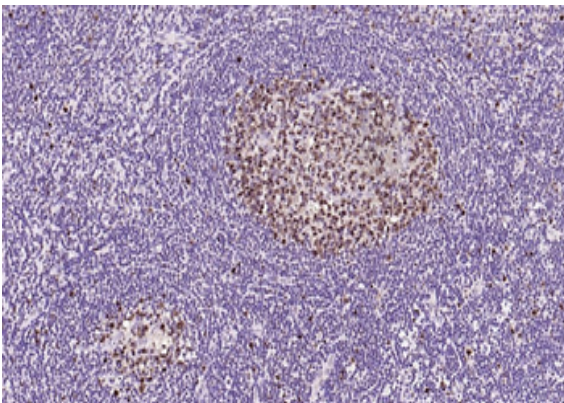
68 TW Alexander Drive,
Durham, NC, 27713, United States
Email: info@biorbyt.com, support@biorbyt.com
Phone: [+1 \(415\) 906-5211](tel:+1(415)9065211) | Fax: [+1 \(415\) 651-8558](tel:+1(415)6518558)



Paraformaldehyde-fixed, paraffin embedded Human Spleen, Antigen retrieval by boiling in sodium citrate buffer (pH6.0) for 15 min, Antibody incubation with PCNA (Nuclear Loading Control) Monoclonal Antibody, Unconjugated (orb500831) at 1:200 overnight at 4°C, followed by conjugation to the SP Kit (Mouse) and DAB staining.



Paraformaldehyde-fixed, paraffin embedded Human Testicles, Antigen retrieval by boiling in sodium citrate buffer (pH6.0) for 15 min, Antibody incubation with PCNA (Nuclear Loading Control) Monoclonal Antibody, Unconjugated (orb500831) at 1:200 overnight at 4°C, followed by conjugation to the SP Kit (Mouse) and DAB staining.



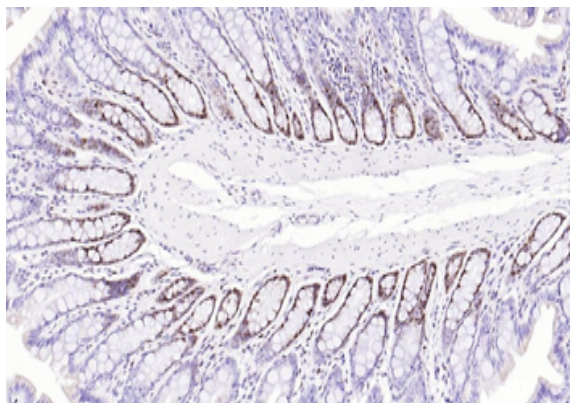
Paraformaldehyde-fixed, paraffin embedded Human Tonsil, Antigen retrieval by boiling in sodium citrate buffer (pH6.0) for 15 min, Antibody incubation with PCNA (Nuclear Loading Control) Monoclonal Antibody, Unconjugated (orb500831) at 1:200 overnight at 4°C, followed by conjugation to the SP Kit (Mouse) and DAB staining.

Biorbyt Ltd.

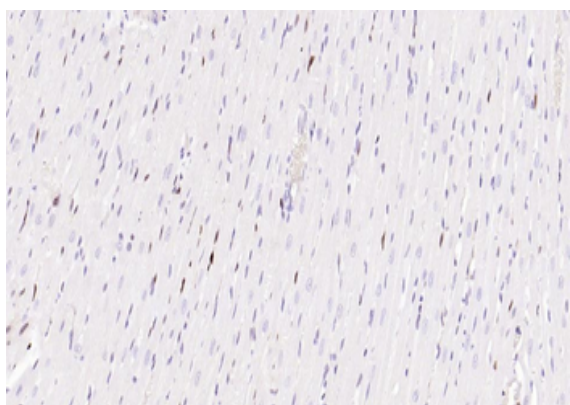
7 Signet Court, Swann's Road,
Cambridge, CB5 8LA, United Kingdom
Email: info@biorbyt.com, support@biorbyt.com
Phone: [+44 \(0\) 1223 859-353](tel:+44(0)1223859353) | Fax: [+1 \(415\) 651-8558](tel:+1(415)6518558)

Biorbyt LLC.

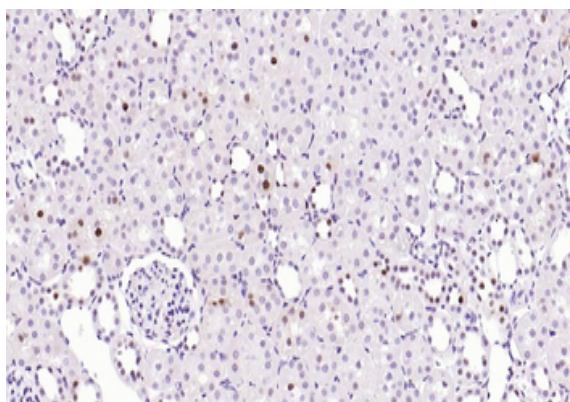
68 TW Alexander Drive,
Durham, NC, 27713, United States
Email: info@biorbyt.com, support@biorbyt.com
Phone: [+1 \(415\) 906-5211](tel:+1(415)9065211) | Fax: [+1 \(415\) 651-8558](tel:+1(415)6518558)



Paraformaldehyde-fixed, paraffin embedded Rat Colon, Antigen retrieval by boiling in sodium citrate buffer (pH6.0) for 15 min, Antibody incubation with PCNA (Nuclear Loading Control) Monoclonal Antibody, Unconjugated (orb500831) at 1:200 overnight at 4°C, followed by conjugation to the SP Kit (Mouse) and DAB staining.



Paraformaldehyde-fixed, paraffin embedded Rat Heart, Antigen retrieval by boiling in sodium citrate buffer (pH6.0) for 15 min, Antibody incubation with PCNA (Nuclear Loading Control) Monoclonal Antibody, Unconjugated (orb500831) at 1:200 overnight at 4°C, followed by conjugation to the SP Kit (Mouse) and DAB staining.



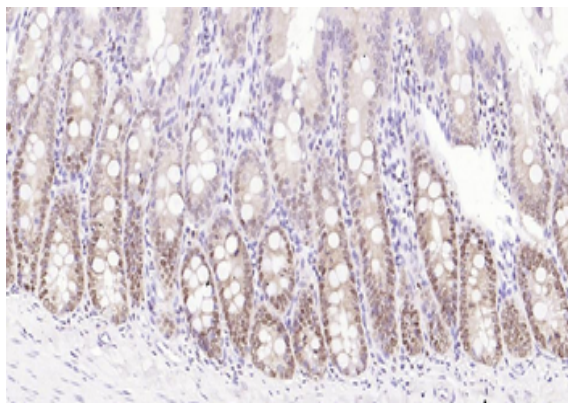
Paraformaldehyde-fixed, paraffin embedded Rat Kidney, Antigen retrieval by boiling in sodium citrate buffer (pH6.0) for 15 min, Antibody incubation with PCNA (Nuclear Loading Control) Monoclonal Antibody, Unconjugated (orb500831) at 1:200 overnight at 4°C, followed by conjugation to the SP Kit (Mouse) and DAB staining.

Biorbyt Ltd.

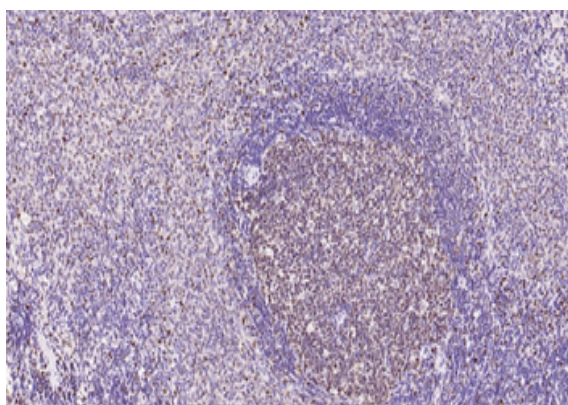
7 Signet Court, Swann's Road,
Cambridge, CB5 8LA, United Kingdom
Email: info@biorbyt.com, support@biorbyt.com
Phone: [+44 \(0\) 1223 859-353](tel:+44(0)1223859353) | Fax: [+1 \(415\) 651-8558](tel:+1(415)6518558)

Biorbyt LLC.

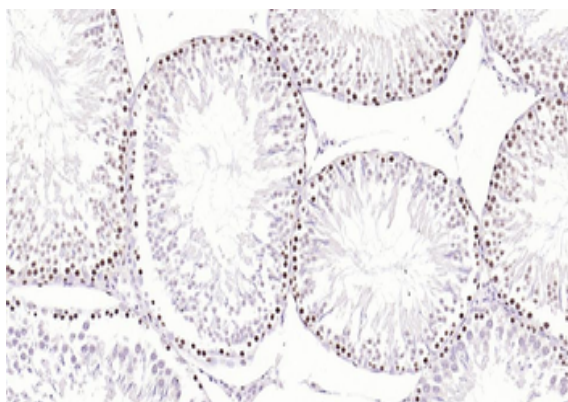
68 TW Alexander Drive,
Durham, NC, 27713, United States
Email: info@biorbyt.com, support@biorbyt.com
Phone: [+1 \(415\) 906-5211](tel:+1(415)9065211) | Fax: [+1 \(415\) 651-8558](tel:+1(415)6518558)



Paraformaldehyde-fixed, paraffin embedded Rat Small Intestine, Antigen retrieval by boiling in sodium citrate buffer (pH6.0) for 15 min, Antibody incubation with PCNA (Nuclear Loading Control) Monoclonal Antibody, Unconjugated (orb500831) at 1:200 overnight at 4°C, followed by conjugation to the SP Kit (Mouse) and DAB staining.



Paraformaldehyde-fixed, paraffin embedded Rat Spleen, Antigen retrieval by boiling in sodium citrate buffer (pH6.0) for 15 min, Antibody incubation with PCNA (Nuclear Loading Control) Monoclonal Antibody, Unconjugated (orb500831) at 1:200 overnight at 4°C, followed by conjugation to the SP Kit (Mouse) and DAB staining.



Paraformaldehyde-fixed, paraffin embedded Rat Testicles, Antigen retrieval by boiling in sodium citrate buffer (pH6.0) for 15 min, Antibody incubation with PCNA (Nuclear Loading Control) Monoclonal Antibody, Unconjugated (orb500831) at 1:200 overnight at 4°C, followed by conjugation to the SP Kit (Mouse) and DAB staining.

Biorbyt Ltd.

7 Signet Court, Swann's Road,
Cambridge, CB5 8LA, United Kingdom
Email: info@biorbyt.com, support@biorbyt.com
Phone: [+44 \(0\) 1223 859-353](tel:+44(0)1223859353) | Fax: [+1 \(415\) 651-8558](tel:+1(415)6518558)

Biorbyt LLC.

68 TW Alexander Drive,
Durham, NC, 27713, United States
Email: info@biorbyt.com, support@biorbyt.com
Phone: [+1 \(415\) 906-5211](tel:+1(415)9065211) | Fax: [+1 \(415\) 651-8558](tel:+1(415)6518558)