


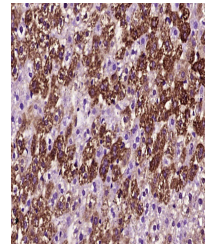
Product Datasheet

Active Caspase 3 antibody (orb500767)

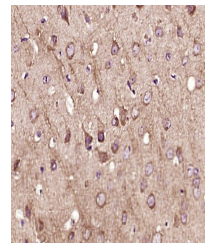
| | |
|----------------------------|--|
| Description | Active Caspase 3 antibody |
| Species/Host | Mouse |
| Reactivity | Human, Mouse, Rat |
| Conjugation | Unconjugated |
| Tested Applications | IHC-P, WB |
| Immunogen | Recombinant human Active Caspase 3 |
| Target | Active Caspase 3 |
| Preservatives | 0.01M TBS(pH7.4) with 1% rAlbumin, 0.03% Proclin300 and 50% Glycerol. |
| Form/Appearance | Liquid |
| Concentration | 1mg/ml |
| Storage | Shipped at 4°C. Store at -20 °C for one year. Avoid repeated freeze/thaw cycles. |
| Note | For research use only |
| Isotype | IgG |
| Clonality | Monoclonal |
| MW | 32 kDa |
| Uniprot ID | P42574 |
| Dilution Range | IHC-P=1:100-500, WB=1:500-2000, IHC-F=1:100-500, ICC=1:100-500, IF=1:100-500, ELISA=1:5000-10000 |
| Expiration Date | 12 months from date of receipt. |



Western blot analysis of HL-60 Cell (Hum...)



Immunohistochemical staining of rat live...



Immunohistochemical staining of mouse br...