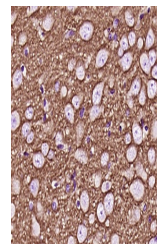


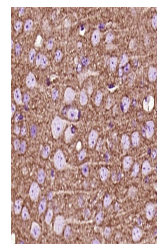
Product Datasheet

GAP43 antibody (orb500709)

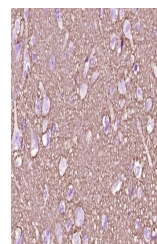
Description	GAP43 antibody
Species/Host	Mouse
Reactivity	Human, Mouse, Rat
Conjugation	Unconjugated
Tested Applications	IHC-P, WB
Immunogen	Recombinant human GAP43 Protein
Target	GAP43
Preservatives	0.01M TBS(pH7.4) with 1% rAlbumin, 0.03% Proclin300 and 50% Glycerol.
Form/Appearance	Liquid
Concentration	1mg/ml
Storage	Maintain refrigerated at 2-8°C for up to 2 weeks. For long term storage store at -20°C in small aliquots to prevent freeze-thaw cycles.
Note	For research use only
Isotype	IgG
Clonality	Monoclonal
MW	43 kDa
Uniprot ID	P17677
Dilution Range	WB=1:500-2000, IHC-P=1:100-500
Expiration Date	12 months from date of receipt.



IHC-P analysis of Rat brain using GAP43 ...



IHC-P analysis of Mouse brain using GAP4...



IHC-P analysis of Human brain glioma usi...