
Product Datasheet

Histone H3(di Methyl K79) antibody (orb500704)

Description

Histone H3(di Methyl K79) antibody

Species/Host

Mouse

Reactivity

Human, Mouse, Rat

Conjugation

Unconjugated

Tested Applications

IF, IHC-P, WB

Immunogen

KLH conjugated synthesised methylpeptide derived from human Histone H3 around the methylation site of di methyl K79 (DF(Di methyl K)TD)

Target

Histone H3(di methyl K79)

Preservatives

0.01M TBS(pH7.4) with 1% rAlbumin, 0.03% Proclin300 and 50% Glycerol.

Form/Appearance

Liquid

Concentration

1mg/ml

Storage

Maintain refrigerated at 2-8°C for up to 2 weeks. For long term storage store at -20°C in small aliquots to prevent freeze-thaw cycles.

Note

For research use only

Isotype

IgG1

Clonality

Monoclonal

MW

15 kDa

CAS Number

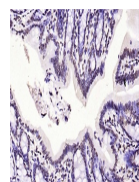
Histone H3.1

Uniprot ID
P68431
Dilution Range

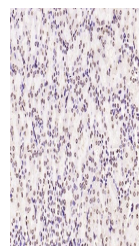
WB=1:500-2000, IHC-P=1:100-500, IHC-F=1:100-500, ICC=1:100-500, IF=1:100-500, ELISA=1:1000-5000

Expiration Date

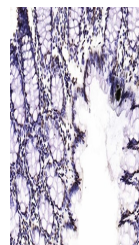
12 months from date of receipt.



IHC-P analysis of rat colon using Histone...



IHC-P analysis of mouse kidney using His...



IHC-P analysis of human colon carcinoma

...