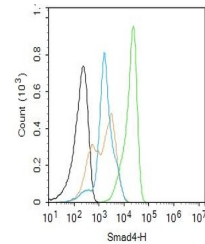


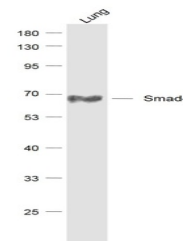
Product Datasheet

Smad4 antibody (orb500058)

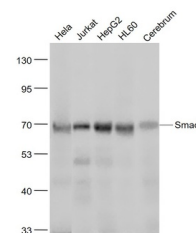
Description	Smad4 antibody
Species/Host	Rabbit
Reactivity	Human, Mouse
Conjugation	Unconjugated
Tested Applications	FC, WB
Immunogen	Recombinant human Smad4 protein (1-200aa)
Target	Smad4
Preservatives	0.01M TBS(pH7.4) with 1% rAlbumin, 0.03% Proclin300 and 50% Glycerol.
Form/Appearance	Liquid
Concentration	1mg/ml
Storage	Maintain refrigerated at 2-8°C for up to 2 weeks. For long term storage store at -20°C in small aliquots to prevent freeze-thaw cycles.
Note	For research use only
Isotype	IgG
Clonality	Recombinant
MW	60 kDa
Uniprot ID	Q13485
Dilution Range	WB=1:500-2000, Flow-Cyt=1ug/Test, IHC-P=1:100-500, IHC-F=1:100-500, IF=1:100-500
Expiration Date	12 months from date of receipt.



Flow cytometry of HUVEC.Primary Antibody...



Western blot:Lung (Mouse);Primary:Anti-S...



Western blot:Hela(Human) Cell;Jurkat(Hum...