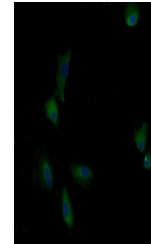


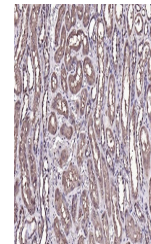
## Product Datasheet

### AMPK Alpha-1 antibody (orb499641)

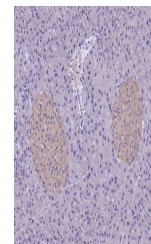
<b>Description</b>	AMPK Alpha-1 antibody
<b>Species/Host</b>	Mouse
<b>Reactivity</b>	Human, Mouse, Rat
<b>Conjugation</b>	Unconjugated
<b>Tested Applications</b>	IHC-P, WB
<b>Immunogen</b>	Recombinant human AMPK alpha-1 Protein
<b>Target</b>	AMPK alpha-1
<b>Preservatives</b>	0.01M TBS(pH7.4) with 1% rAlbumin, 0.03% Proclin300 and 50% Glycerol.
<b>Form/Appearance</b>	Liquid
<b>Concentration</b>	1mg/ml
<b>Storage</b>	Maintain refrigerated at 2-8°C for up to 2 weeks. For long term storage store at -20°C in small aliquots to prevent freeze-thaw cycles.
<b>Note</b>	For research use only
<b>Isotype</b>	IgG1
<b>Clonality</b>	Monoclonal
<b>MW</b>	64 kDa
<b>Uniprot ID</b>	<b>Q13131</b>
<b>Dilution Range</b>	WB=1:500-1000, IHC-P=1:200-800
<b>Expiration Date</b>	12 months from date of receipt.



ICC analysis of A549 cell using AMPK alp...



IHC-P analysis of Human kidney using AMP...



IHC-P analysis of rat pancreas using AMP...