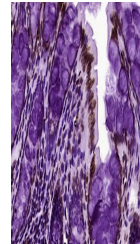


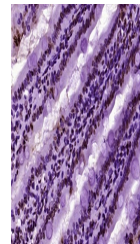
Product Datasheet

Histone H3 (di Methyl K79) antibody (orb499569)

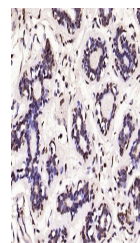
Description	Histone H3 (di Methyl K79) antibody
Species/Host	Mouse
Reactivity	Human, Mouse, Rat
Conjugation	Unconjugated
Tested Applications	IHC-P, WB
Immunogen	KLH conjugated synthesised methylpeptide derived from human Histone H3 around the methylation site of di methyl K79 (DF(Di methyl K)TD)
Target	Histone H3 (di methyl K79)
Preservatives	0.01M TBS(pH7.4) with 1% rAlbumin, 0.03% Proclin300 and 50% Glycerol.
Form/Appearance	Liquid
Concentration	1mg/ml
Storage	Maintain refrigerated at 2-8°C for up to 2 weeks. For long term storage store at -20°C in small aliquots to prevent freeze-thaw cycles.
Note	For research use only
Isotype	IgG
Clonality	Monoclonal
MW	15 kDa
CAS Number	Histone H3.1
Uniprot ID	P68431
Dilution Range	WB=1:500-2000, IHC-P=1:100-500
Expiration Date	12 months from date of receipt.



IHC-P analysis of Mouse colon using Hist...



IHC-P analysis of Rat small intestine us...



IHC-P analysis of human breast using His...