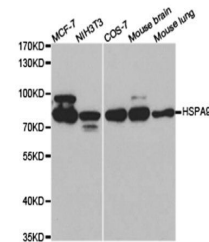


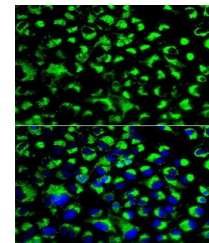
Product Datasheet

HSPA9 antibody (orb49111)

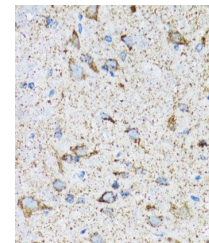
Description	Rabbit polyclonal antibody to HSPA9
Reactivity	Human, Mouse, Rat
Conjugation	Unconjugated
Tested Applications	ICC, IF, IHC, WB
Immunogen	Recombinant fusion protein of human Grp75/MOT/Grp75/MOT/HSPA9(NP_004125.3).
Preservatives	PBS with 0.02% sodium azide, 50% glycerol, pH 7.3.
Concentration	1 mg/ml
Storage	Maintain refrigerated at 2-8°C for up to 2 weeks. For long term storage store at -20°C in small aliquots to prevent freeze-thaw cycles.
Note	For research use only
Isotype	IgG
Clonality	Polyclonal
MW	80kDa
Uniprot ID	P38646
Dilution Range	WB: 1:500-2000, IHC-P: 1:50-200, IF/ICC: 1:50-200, IP: 1:20-50R, IP: 1:20-50
Expiration Date	12 months from date of receipt.



Western blot analysis of various cell li...



Immunofluorescence analysis of U2OS cell...



Immunohistochemistry of paraffin-embedde...