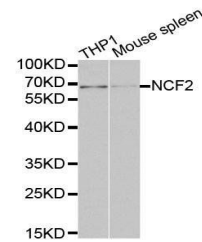


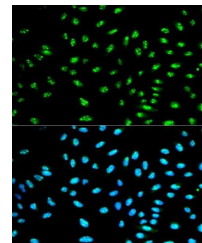
## Product Datasheet

### NCF2 antibody (orb49076)

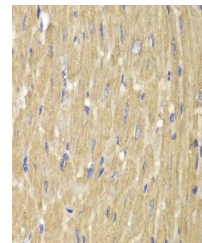
<b>Description</b>	Rabbit polyclonal antibody to NCF2
<b>Species/Host</b>	Rabbit
<b>Reactivity</b>	Human, Mouse, Rat
<b>Conjugation</b>	Unconjugated
<b>Tested Applications</b>	IHC, WB
<b>Immunogen</b>	Recombinant fusion protein of human NOXA2/p67phox (NP_000424.2).
<b>Preservatives</b>	Buffer: PBS with 0.02% sodium azide, 50% glycerol, pH 7.3.
<b>Concentration</b>	1 mg/ml
<b>Storage</b>	Maintain refrigerated at 2-8°C for up to 2 weeks. For long term storage store at -20°C in small aliquots to prevent freeze-thaw cycles.
<b>Note</b>	For research use only
<b>Isotype</b>	IgG
<b>Clonality</b>	Polyclonal
<b>Purity</b>	Affinity purification
<b>MW</b>	68kDa
<b>Uniprot ID</b>	<b>P19878</b>
<b>Entrez</b>	<b>4688</b>
<b>Dilution Range</b>	WB: 1:500-2000, IHC-P: 1:50-200 ICC1:20-100, IF/ICC: 1:50-200, IP: 1:20-100
<b>Expiration Date</b>	12 months from date of receipt.



Western blot analysis of THP1 cell and m...



Immunofluorescence analysis of HeLa cell...



Immunohistochemistry of paraffin-embedde...