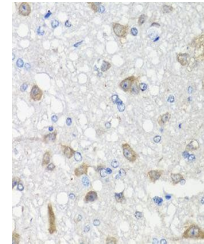


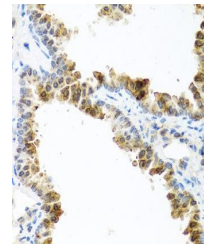
Product Datasheet

ACVR1C antibody (orb48910)

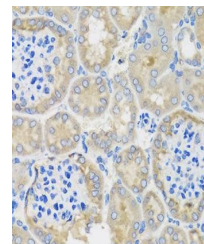
Description	Rabbit polyclonal to ACVR1C
Reactivity	Human, Mouse, Rat
Conjugation	Unconjugated
Tested Applications	IHC, WB
Immunogen	Recombinant fusion protein of human ACVR1C(NP_660302.2).
Preservatives	PBS with 0.05% proclin300,50% glycerol,pH7.3.
Storage	Maintain refrigerated at 2-8°C for up to 2 weeks. For long term storage store at -20°C in small aliquots to prevent freeze-thaw cycles.
Note	For research use only
Isotype	IgG
Clonality	Polyclonal
MW	55KDa
Uniprot ID	Q8NER5
Dilution Range	WB: 1:500-2000, IHC-P: 1:100-200
Expiration Date	12 months from date of receipt.



Immunohistochemical staining of human st...



Immunohistochemical staining of mouse lu...



Immunohistochemical staining of mouse br...