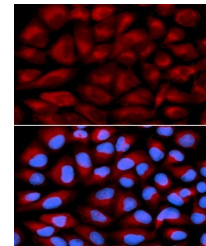


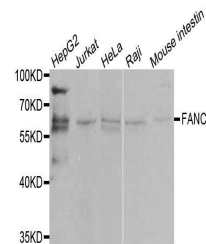
## Product Datasheet

### FANCC antibody (orb48373)

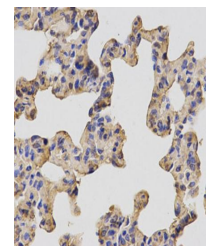
|                            |   |
|----------------------------|---|
| <b>Description</b>         | Rabbit polyclonal antibody to FANCC   |
| <b>Reactivity</b>          | Human, Mouse, Rat   |
| <b>Conjugation</b>         | Unconjugated  |
| <b>Tested Applications</b> | ICC, IF, IHC, WB  |
| <b>Immunogen</b>           | Recombinant fusion protein of human FANCC(NP_000127.2).   |
| <b>Preservatives</b>       | PBS with 0.01% thiomersal,50% glycerol,pH7.3.   |
| <b>Concentration</b>       | 1 mg/ml   |
| <b>Storage</b>             | Maintain refrigerated at 2-8°C for up to 2 weeks. For long term storage store at -20°C in small aliquots to prevent freeze-thaw cycles. |
| <b>Note</b>                | For research use only   |
| <b>Isotype</b>             | IgG   |
| <b>Clonality</b>           | Polyclonal  |
| <b>MW</b>                  | 63kDa   |
| <b>Uniprot ID</b>          | <a href="#">Q00597</a>  |
| <b>Dilution Range</b>      | WB: 1:500-2000, IHC-P: 1:50-200, IF/ICC: 1:50-200   |
| <b>Expiration Date</b>     | 12 months from date of receipt.   |



Immunofluorescence analysis of U2OS cell...



Western blot analysis of extracts of var...



Immunohistochemical analysis of formalin...