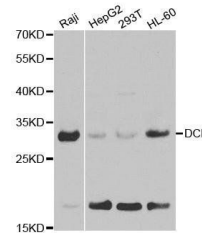


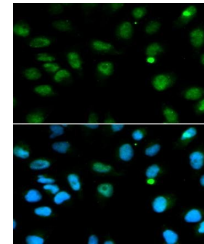
Product Datasheet

DCK antibody (orb48348)

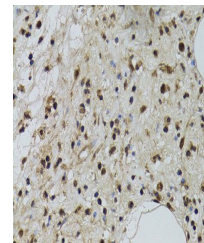
Description	Rabbit polyclonal antibody to DCK
Species/Host	Rabbit
Reactivity	Human, Mouse, Rat
Conjugation	Unconjugated
Tested Applications	IF, IHC, WB
Immunogen	Recombinant fusion protein of human DCK (NP_000779.1).
Preservatives	Buffer: PBS with 0.02% sodium azide, 50% glycerol, pH7.3.
Concentration	1 mg/ml
Storage	Maintain refrigerated at 2-8°C for up to 2 weeks. For long term storage store at -20°C in small aliquots to prevent freeze-thaw cycles.
Note	For research use only
Isotype	IgG
Clonality	Polyclonal
Purity	Affinity purification
MW	31kDa
Uniprot ID	P27707
Entrez	1633
Dilution Range	WB: 1:500-2000, IHC-P: 1:50-200, IF/ICC: 1:50-200
Expiration Date	12 months from date of receipt.



Western blot analysis of extracts of var...



Immunofluorescence analysis of MCF7 cell...



Immunohistochemistry of paraffin-embedde...