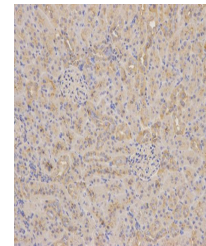


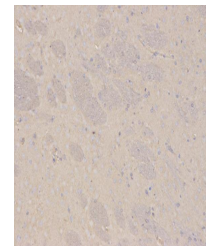
Product Datasheet

AKR1C3 antibody (orb48277)

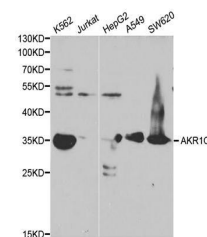
| | |
|----------------------------|---|
| Description | Rabbit polyclonal antibody to AKR1C3 |
| Reactivity | Human, Mouse |
| Conjugation | Unconjugated |
| Tested Applications | ICC, IF, IP, WB |
| Immunogen | Recombinant fusion protein of human AKR1C3(NP_003730.4). |
| Preservatives | PBS with 0.01% thiomersal,50% glycerol,pH7.3. |
| Concentration | 1 mg/ml |
| Storage | Maintain refrigerated at 2-8°C for up to 2 weeks. For long term storage store at -20°C in small aliquots to prevent freeze-thaw cycles. |
| Note | For research use only |
| Isotype | IgG |
| Clonality | Polyclonal |
| MW | 37KDa |
| Uniprot ID | P42330 |
| Dilution Range | WB: 1:500-2000, IHC-P: 1:50-200 |
| Expiration Date | 12 months from date of receipt. |



IHC-P staining of rat kidney tissue using...



Immunohistochemical analysis of formalin...



Western blot analysis of extracts of var...