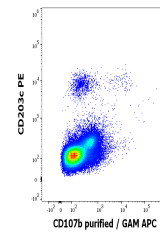


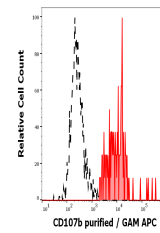
Product Datasheet

CD107b antibody (orb44718)

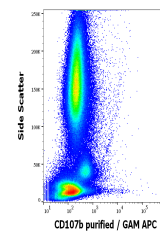
Description	Mouse Monoclonal to CD107b.
Reactivity	Human
Conjugation	Unconjugated
Tested Applications	FC, ICC, IHC-Fr, IHC-P, WB
Immunogen	Human PBMC
Target	CD107b
Preservatives	Phosphate buffered saline (PBS), pH 7.4
Concentration	1 mg/ml
Storage	Store at 2-8°C. Do not freeze.
Note	For research use only
Application notes	Flow cytometry: Intracellular and extracellular staining; recommended dilution: 1-2 µg/ml. Immunohistochemistry: Recommended dilution: 2-8 µg/ml. Western blotting: Recommended dilution: 1-2 µg/ml.
Isotype	Mouse IgG1 kappa
Clonality	Monoclonal
Purity	Purified by protein-A affinity chromatography.
Uniprot ID	P13473
Entrez	3920
Dilution Range	Flow cytometry: Intracellular and extracellular staining; recommended dilution: 1-2 µg/ml. Immunohistochemistry: Recommended dilution: 2-8 µg/ml.
Expiration Date	12 months from date of receipt.



Flow cytometry multicolor surface staini...



Separation of human CD107b positive CD20...



Flow cytometry surface staining pattern ...