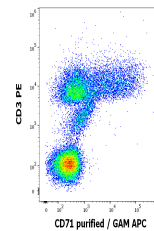


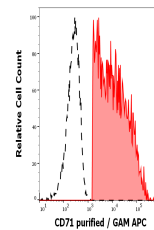
## Product Datasheet

### CD71 antibody (orb44381)

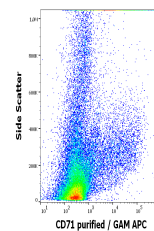
<b>Description</b>	Mouse monoclonal antibody to CD71
<b>Reactivity</b>	Human
<b>Conjugation</b>	Unconjugated
<b>Tested Applications</b>	FC, ICC, IP
<b>Immunogen</b>	NALM-6 human pre-B cell line
<b>Target</b>	CD71
<b>Preservatives</b>	Phosphate buffered saline (PBS), pH 7.4, 15 mM sodium azide
<b>Concentration</b>	1 mg/ml
<b>Storage</b>	Store at 2-8°C. Do not freeze.
<b>Note</b>	For research use only
<b>Application notes</b>	Flow cytometry: Recommended dilution: 4 µg/ml.
<b>Isotype</b>	Mouse IgG1
<b>Clonality</b>	Monoclonal
<b>Purity</b>	Purified by protein-A affinity chromatography.
<b>Uniprot ID</b>	<b>P02786</b>
<b>Entrez</b>	<b>7037</b>
<b>Dilution Range</b>	Flow cytometry: Recommended dilution: 4 µg/ml.
<b>Expiration Date</b>	12 months from date of receipt.



Flow cytometry multicolor surface staini...



Separation of human CD3 positive CD71 po...



Flow cytometry surface staining pattern ...