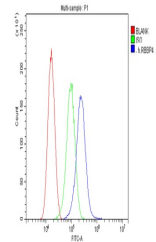


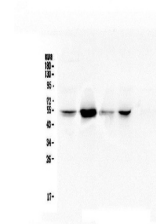
Product Datasheet

RbAp48 RBBP4 Antibody (monoclonal, 9F3) (orb443139)

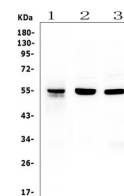
Description	RbAp48 RBBP4 Antibody (monoclonal, 9F3)
Species/Host	Mouse
Reactivity	Human, Mouse, Rat
Conjugation	Unconjugated
Tested Applications	IHC, WB
Immunogen	A synthetic peptide corresponding to a sequence at the C-terminus of human RbAp48 (395-425aa EDNIMQVWQMAENIYNDEDPEGSVDPEGQS), identical to the related mouse sequence.
Form/Appearance	Lyophilized
Concentration	Adding 0.2 ml of distilled water will yield a concentration of 500 µg/ml.
Storage	Store at -20°C for one year from date of receipt. After reconstitution, at 4°C for one month. It can also be aliquotted and stored frozen at -20°C for six months. Avoid repeated freeze-thaw cycles.
Note	For research use only
Application notes	Add 0.2ml of distilled water will yield a concentration of 500ug/ml.
Isotype	Mouse IgG1
Clonality	Monoclonal
MW	55 kDa
Uniprot ID	Q09028
Expiration Date	12 months from date of receipt.



Flow Cytometry analysis of SiHa cells us...



WB analysis of RbAp48 using anti-RbAp48 ...



WB analysis of RbAp48 using anti-RbAp48 ...