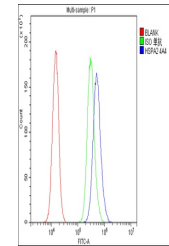


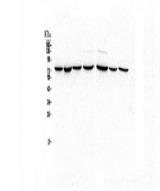
Product Datasheet

HSPA2 Antibody (monoclonal, 4A4) (orb443135)

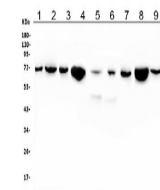
Description	HSPA2 Antibody (monoclonal, 4A4)
Species/Host	Mouse
Reactivity	Human, Mouse, Rat
Conjugation	Unconjugated
Tested Applications	FC, ICC, IF, IHC, WB
Immunogen	A synthetic peptide corresponding to a sequence at the C-terminus of human HSPA2 (564-598aa KISEQDKNKILDKCKQEVINWLDRNQMAEKDEYEHK), identical to the related mouse and rat sequences.
Form/Appearance	Lyophilized
Concentration	Adding 0.2 ml of distilled water will yield a concentration of 500 µg/ml.
Storage	Store at -20°C for one year from date of receipt. After reconstitution, at 4°C for one month. It can also be aliquotted and stored frozen at -20°C for six months. Avoid repeated freeze-thaw cycles.
Note	For research use only
Application notes	Add 0.2ml of distilled water will yield a concentration of 500ug/ml.
Isotype	Mouse IgG1
Clonality	Monoclonal
MW	70 kDa
Uniprot ID	P54652
Expiration Date	12 months from date of receipt.



Flow Cytometry analysis of PC-3 cells us...



WB analysis of HSPA2 using anti-HSPA2 an...



WB analysis of HSPA2 using anti-HSPA2 an...