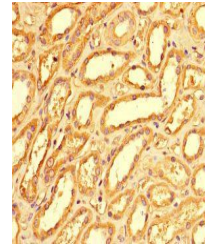


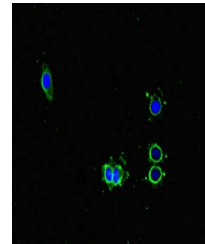
## Product Datasheet

### PMAIP1 antibody (orb43927)

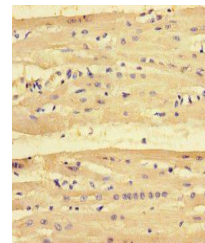
|                            |   |
|----------------------------|---|
| <b>Description</b>         | PMAIP1 antibody   |
| <b>Species/Host</b>        | Rabbit  |
| <b>Reactivity</b>          | Human   |
| <b>Conjugation</b>         | Unconjugated  |
| <b>Tested Applications</b> | ELISA, IF, IHC  |
| <b>Immunogen</b>           | Recombinant Human Phorbol-12-myristate-13-acetate-induced protein 1 protein (1-136AA)   |
| <b>Target</b>              | PMAIP1  |
| <b>Preservatives</b>       | Preservative: 0.03% Proclin 300. Constituents: 50% Glycerol   |
| <b>Form/Appearance</b>     | Liquid  |
| <b>Storage</b>             | Maintain refrigerated at 2-8°C for up to 2 weeks. For long term storage store at -20°C in small aliquots to prevent freeze-thaw cycles. |
| <b>Note</b>                | For research use only   |
| <b>Isotype</b>             | IgG   |
| <b>Clonality</b>           | Polyclonal  |
| <b>Uniprot ID</b>          | <a href="#">Q13794</a>  |
| <b>Dilution Range</b>      | IHC-P:1:20-200, IF:1:50-200   |
| <b>Expiration Date</b>     | 12 months from date of receipt.   |



Immunohistochemistry of paraffin-embedde...



Immunofluorescent analysis of HeLa cells...



Immunohistochemistry of paraffin-embedde...