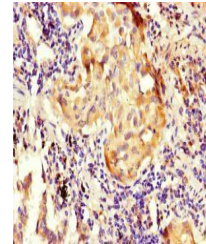


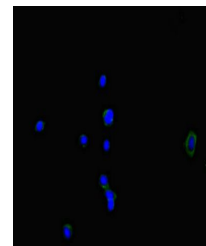
Product Datasheet

NOXA1 antibody (orb43797)

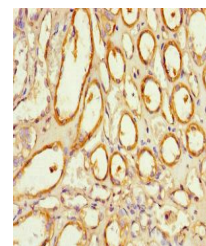
Description	NOXA1 antibody
Species/Host	Rabbit
Reactivity	Human, Mouse
Conjugation	Unconjugated
Tested Applications	ELISA, IF, IHC, WB
Immunogen	Recombinant Human NADPH oxidase activator 1 protein (150-313AA)
Target	NOXA1
Preservatives	Preservative: 0.03% Proclin 300. Constituents: 50% Glycerol
Form/Appearance	Liquid
Storage	Maintain refrigerated at 2-8°C for up to 2 weeks. For long term storage store at -20°C in small aliquots to prevent freeze-thaw cycles.
Note	For research use only
Isotype	IgG
Clonality	Polyclonal
Uniprot ID	Q86UR1
Dilution Range	WB:1:1000-5000, IHC-P:1:20-200, IF:1:50-200
Expiration Date	12 months from date of receipt.



Immunohistochemical staining of human lu...



Immunofluorescence analysis of HepG2 cel...



Immunohistochemical staining of human ki...