

---

## Product Datasheet

### CD134 antibody (FITC) (orb421967)

**Description**

Mouse monoclonal antibody against CD134 conjugated

**Reactivity**

Human, Primate

**Conjugation**

FITC

**Tested Applications**

FC

**Immunogen**

HTLV 1-transformed HUT-102 cells

**Target**

CD134

**Preservatives**

Stabilizing phosphate buffered saline (PBS), pH 7.4, 15 mM sodium azide

**Storage**

Store at 2-8°C. Protect from prolonged exposure to light. Do not freeze.

**Note**

For research use only

**Application notes**

Flow cytometry: The reagent is designed for analysis of human blood cells using 4 µl reagent / 100 µl of whole blood or 10<sup>6</sup> cells in a suspension. The content of a vial (0.4 ml) is sufficient for 100 tests.

**Isotype**

Mouse IgG1 kappa

**Clonality**

Monoclonal

**Purity**

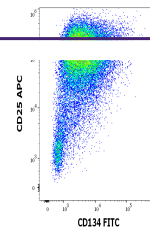
Purified antibody is conjugated with fluorescein isothiocyanate (FITC) under optimum conditions and unconjugated antibody and free fluorochrome are removed by size-exclusion chromatography.

**Uniprot ID**
[P43489](#)
**Entrez**
[7293](#)
**Dilution Range**

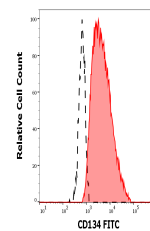
Flow cytometry: The reagent is designed for analysis of human blood cells using 4 µl reagent / 100 µl of whole blood or 10<sup>6</sup> cells in a suspension. The content of a vial (0.4 ml) is sufficient for 100 tests.

**Expiration Date**

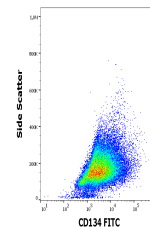
12 months from date of receipt.



Flow cytometry multicolor surface staining...



Separation of human CD134 positive CD25 ...



Flow cytometry surface staining pattern ...