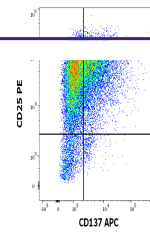

Product Datasheet

CD137 antibody (APC) (orb421964)

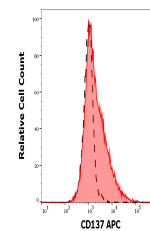
Description

Mouse monoclonal antibody against CD137 conjugated

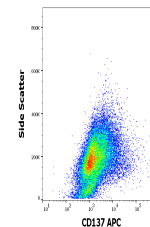
Reactivity	Human, Primate
Conjugation	APC
Tested Applications	FC
Immunogen	Recombinant human CD137 ectodomain
Target	CD137
Preservatives	Stabilizing phosphate buffered saline (PBS), pH 7.4, 15 mM sodium azide
Storage	Store at 2-8°C. Protect from prolonged exposure to light. Do not freeze.
Note	For research use only
Application notes	Flow cytometry: The reagent is designed for analysis of human blood cells using 10 µl reagent / 100 µl of whole blood or 10 ⁶ cells in a suspension. The content of a vial (1 ml) is sufficient for 100 tests.
Isotype	Mouse IgG1 kappa
Clonality	Monoclonal
Purity	Purified antibody is conjugated with activated allophycocyanin (APC) under optimum conditions and unconjugated antibody and free fluorochrome are removed by size-exclusion chromatography.
Uniprot ID	Q07011
Entrez	3604
Dilution Range	Flow cytometry: The reagent is designed for analysis of human blood cells using 10 µl reagent / 100 µl of whole blood or 10 ⁶ cells in a suspension. The content of a vial (1 ml) is sufficient for 100 tests.
Expiration Date	12 months from date of receipt.



Flow cytometry multicolor surface staini...



Separation of cells stained using anti-h...



Flow cytometry surface staining pattern ...