

---

## Product Datasheet

### Histone H3 K4me1/pT6 antibody (orb420388)

**Description**

Histone H3 K4me1/pT6 antibody

**Species/Host**

Rabbit

**Reactivity**

C. elegans, Human

**Conjugation**

Unconjugated

**Tested**

CHIP, DOT, IF, IHC, WB

**Applications**
**Immunogen**

Histone H3 [Monomethyl Lys4, p Thr6] affinity purified antibody was prepared from whole rabbit serum produced by repeated immunizations with synthetic monomethylated/phosphorylated peptides surrounding Lysine 4 and Threonine 6 of human Histone H3.2.

**Preservatives**

0.01% (w/v) Sodium Azide

**Form/Appearance**

Liquid (sterile filtered)

**Concentration**

0.55 mg/ml

**Storage**

Store vial at -20° C prior to opening. Aliquot contents and freeze at -20° C or below for extended storage. Avoid cycles of freezing and thawing. Centrifuge product if not completely clear after standing at room temperature. This product is stable for several weeks at 4° C as an undiluted liquid. Dilute only prior to immediate use.

**Note**

For research use only

**Application notes**

Anti-Histone H3 [Monomethyl Lys4, p Thr6] antibody is tested for Western Blot, Immunofluorescence, and Dot Blot. This antibody is useful for Immunocytochemistry and Chromatin Immunoprecipitation. Specific conditions for reactivity should be optimized by the end user. Expect a band approximately ~15.4 kDa corresponding to Histone H3 protein by Western Blotting in HeLa histone prep lysate or the appropriate cell lysate or extract. Epi-Plus antibody production in collaboration with Novus Biologicals.

**Isotype**

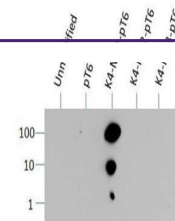
IgG

**Clonality**

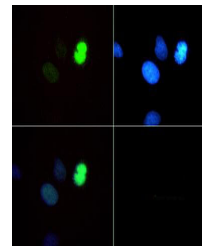
Polyclonal

**Purity**

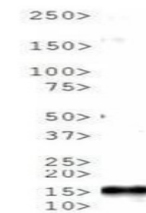
Anti-Histone H3 [Monomethyl Lys4, p Thr6] was affinity purified from monospecific antiserum by immunoaffinity chromatography. This antibody reacts with human Histone H3.2. A BLAST analysis was used to suggest cross-reactivity with Human, mouse, and C. elegans. Predicted to react with many



Dot Blot of Rabbit Histone H3 [Monomethyl...



Immunofluorescence of Rabbit Anti-Histon...



Western Blot of Rabbit Anti-Histone H3 [...