
Product Datasheet

Histone H3 K4me2/pT3 antibody (orb420382)

Description

Histone H3 K4me2/pT3 antibody

Species/Host

Rabbit

Reactivity

Human, Mouse

Conjugation

Unconjugated

Tested

ChIP, DOT, IF, IHC, Multiplex Assay, WB

Applications
Immunogen

Histone H3 [Dimethyl Lys4, p Thr3] affinity purified antibody was prepared from whole rabbit serum produced by repeated immunizations with synthetic dimethylated/phosphorylated peptides surrounding Lysine 4 and Threonine 3 of human Histone H3.2.

Preservatives

0.01% (w/v) Sodium Azide

Form/Appearance

Liquid (sterile filtered)

Concentration

0.83 mg/ml

Storage

Store vial at -20° C prior to opening. Aliquot contents and freeze at -20° C or below for extended storage. Avoid cycles of freezing and thawing. Centrifuge product if not completely clear after standing at room temperature. This product is stable for several weeks at 4° C as an undiluted liquid. Dilute only prior to immediate use.

Note

For research use only

Application notes

Anti-Histone H3 [Dimethyl Lys4, p Thr3] antibody is tested for Western Blot, Immunocytochemistry/Immunofluorescence, Chromatin Immunoprecipitation, and Dot Blot. Specific conditions for reactivity should be optimized by the end user. Expect a band approximately ~15.4 kDa corresponding to Histone H3 protein by Western Blotting in HeLa histone prep lysate or the appropriate cell lysate or extract. Epi-Plus antibody production in collaboration with Novus Biologicals.

Isotype

IgG

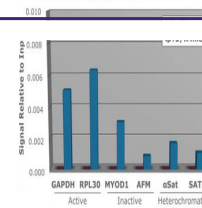
Clonality

Polyclonal

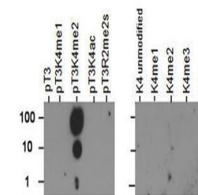
Purity

Anti-Histone H3 [Dimethyl Lys4, p Thr3] was affinity purified from monospecific antiserum by immunoaffinity chromatography. This antibody reacts with human Histone H3.2. A BLAST analysis was used to suggest cross-reactivity with Human, mouse, and C. elegans. Predicted to react with many species including rat, chicken, Xenopus, Drosophila, and plant based on 100% sequence homology. Cross-reactivity with Histone H3 from other sources has not been determined.

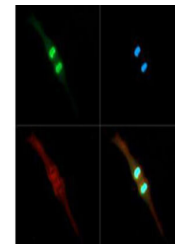
ChIP: Histone H3 pT3/K4me2



Chromatin Immunoprecipitation of Rabbit ...



Dot Blot of Rabbit Histone H3 [p Thr3, D...



Immunofluorescence Microscopy of Rabbit ...