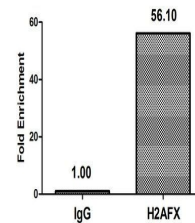



Product Datasheet

H2AFX (phospho-S139) antibody (orb416660)

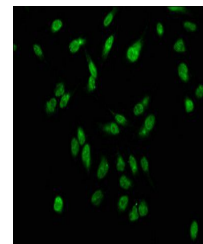
Description	H2AFX (phospho-S139) antibody
Species/Host	Rabbit
Reactivity	Human
Conjugation	Unconjugated
Tested Applications	ChIP, ELISA, IF, WB
Immunogen	Peptide sequence around site of Phospho-Ser (139) derived from Human Histone H2AX
Target	H2AFX
Preservatives	Preservative: 0.03% Proclin 300. Constituents: 50% Glycerol
Form/Appearance	Liquid
Storage	Maintain refrigerated at 2-8°C for up to 2 weeks. For long term storage store at -20°C in small aliquots to prevent freeze-thaw cycles.
Note	For research use only
Isotype	IgG
Clonality	Polyclonal
Uniprot ID	P16104
Dilution Range	WB:1:500-5000, IF:1:50-200
Expiration Date	12 months from date of receipt.



Chromatin Immunoprecipitation
Hela (4*10...



Western blot analysis of Hela whole cel...



Immunofluorescence staining of Hela usin...