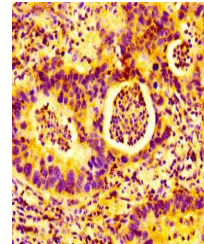


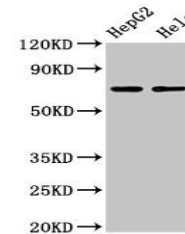
Product Datasheet

AMFR antibody (orb415829)

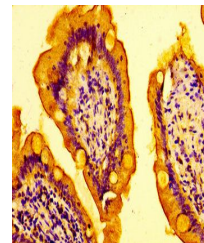
Description	AMFR antibody
Species/Host	Rabbit
Reactivity	Human
Conjugation	Unconjugated
Tested Applications	ELISA, IHC, WB
Immunogen	Recombinant Human E3 ubiquitin-protein ligase AMFR protein (485-643AA)
Target	AMFR
Preservatives	Preservative: 0.03% Proclin 300. Constituents: 50% Glycerol
Form/Appearance	Liquid
Storage	Maintain refrigerated at 2-8°C for up to 2 weeks. For long term storage store at -20°C in small aliquots to prevent freeze-thaw cycles.
Note	For research use only
Isotype	IgG
Clonality	Polyclonal
Uniprot ID	Q9UKV5
Dilution Range	WB:1:500-5000, IHC-P:1:20-200
Expiration Date	12 months from date of receipt.



Immunohistochemistry of paraffin-embedde...



Western blot analysis of HepG2 whole ce...



Immunohistochemistry of paraffin-embedde...