

Product Datasheet

HSD17B1 Antibody (orb415517)

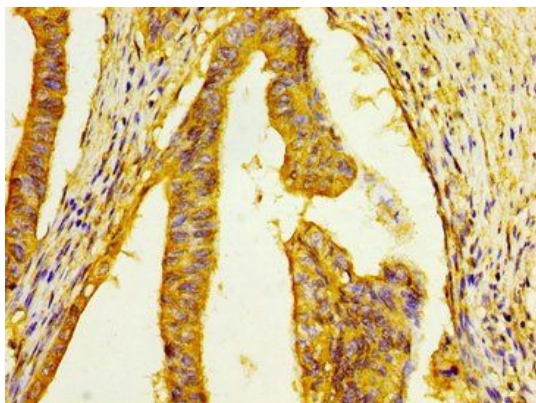
Description	HSD17B1 Antibody
Species/Host	Rabbit
Reactivity	Human
Conjugation	Unconjugated
Tested Applications	ELISA, IF, IHC
Immunogen	Recombinant Human Estradiol 17-beta-dehydrogenase 1 protein (268-328AA)
Target	HSD17B1
Preservatives	Preservative: 0.03% Proclin 300. Constituents: 50% Glycerol
Form/Appearance	Liquid
Storage	Maintain refrigerated at 2-8°C for up to 2 weeks. For long term storage store at -20°C in small aliquots to prevent freeze-thaw cycles.
Note	For research use only
Isotype	IgG
Clonality	Polyclonal
Uniprot ID	P14061
Dilution Range	IHC-P:1:20-200, IF:1:20-200
Expiration Date	12 months from date of receipt.

Biorbyt Ltd.

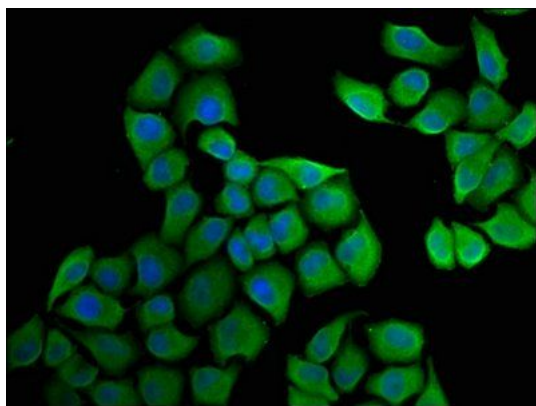
7 Signet Court, Swann's Road,
Cambridge, CB5 8LA, United Kingdom
Email: info@biorbyt.com, support@biorbyt.com
Phone: [+44 \(0\) 1223 859-353](tel:+44(0)1223859353) | Fax: [+1 \(415\) 651-8558](tel:+1(415)6518558)

Biorbyt LLC.

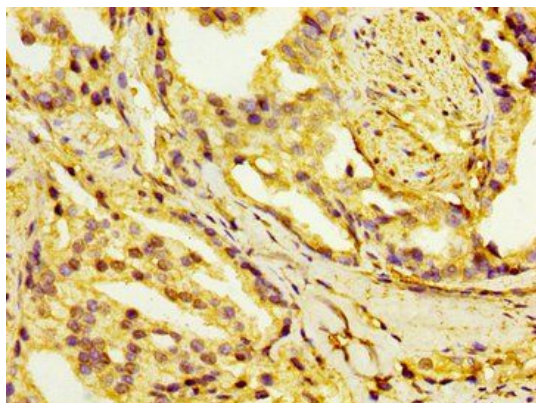
68 TW Alexander Drive,
Durham, NC, 27713, United States
Email: info@biorbyt.com, support@biorbyt.com
Phone: [+1 \(415\) 906-5211](tel:+1(415)9065211) | Fax: [+1 \(415\) 651-8558](tel:+1(415)6518558)



Immunohistochemistry of paraffin-embedded human colon cancer tissue using HSD17B1 antibody



Immunofluorescence staining of HeLa cells using HSD17B1 antibody



Immunohistochemistry of paraffin-embedded human prostate cancer tissue using HSD17B1 antibody

Biorbyt Ltd.

7 Signet Court, Swann's Road,
Cambridge, CB5 8LA, United Kingdom
Email: info@biorbyt.com, support@biorbyt.com
Phone: [+44 \(0\) 1223 859-353](tel:+44(0)1223859353) | Fax: [+1 \(415\) 651-8558](tel:+1(415)6518558)

Biorbyt LLC.

68 TW Alexander Drive,
Durham, NC, 27713, United States
Email: info@biorbyt.com, support@biorbyt.com
Phone: [+1 \(415\) 906-5211](tel:+1(415)9065211) | Fax: [+1 \(415\) 651-8558](tel:+1(415)6518558)