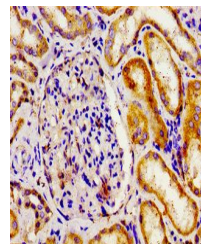


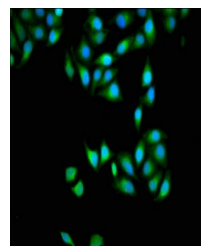
Product Datasheet

APOBEC3D antibody (orb415201)

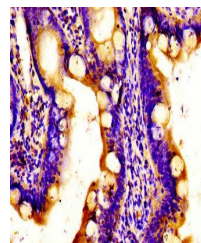
Description	APOBEC3D antibody
Species/Host	Rabbit
Reactivity	Human
Conjugation	Unconjugated
Tested Applications	ELISA, IF, IHC
Immunogen	Recombinant Human DNA dC->dU-editing enzyme APOBEC-3D protein (250-371AA)
Target	APOBEC3D
Preservatives	Preservative: 0.03% Proclin 300. Constituents: 50% Glycerol
Form/Appearance	Liquid
Storage	Maintain refrigerated at 2-8°C for up to 2 weeks. For long term storage store at -20°C in small aliquots to prevent freeze-thaw cycles.
Note	For research use only
Isotype	IgG
Clonality	Polyclonal
Uniprot ID	Q96AK3
Dilution Range	IHC-P:1:20-200, IF:1:50-200
Expiration Date	12 months from date of receipt.



Immunohistochemistry of paraffin-embedde...



Immunofluorescence staining of HeLa cell...



Immunohistochemistry of paraffin-embedde...