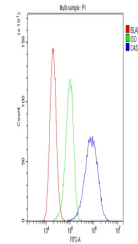


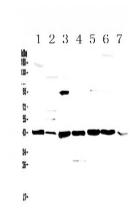
Product Datasheet

Caspase 4/Casp4 Antibody (orb413093)

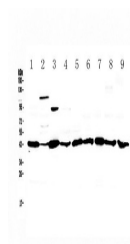
Description	Caspase 4/Casp4 Antibody
Species/Host	Rabbit
Reactivity	Human, Mouse, Rat
Conjugation	Unconjugated
Tested Applications	ELISA, ICC, IF, WB
Immunogen	E. coli-derived mouse Caspase 4 recombinant protein (Position: E108-T195).
Form/Appearance	Lyophilized
Concentration	Adding 0.2 ml of distilled water will yield a concentration of 500 µg/ml.
Storage	Store at -20°C for one year from date of receipt. After reconstitution, at 4°C for one month. It can also be aliquotted and stored frozen at -20°C for six months. Avoid repeated freeze-thaw cycles.
Note	For research use only
Application notes	Add 0.2ml of distilled water will yield a concentration of 500ug/ml.
Isotype	Rabbit IgG
Clonality	Polyclonal
MW	43 kDa
Uniprot ID	P70343
Expiration Date	12 months from date of receipt.



Flow Cytometry analysis of A431 cells us...



WB analysis of Caspase 4 using anti-Casp...



WB analysis of Caspase 4 using anti-Casp...